



Architectural Plans

- A0.1 Cover Sheet
- A0.2 Index and Notes
- A1.0 Site Plan EXISTING
- A1.1 Site Plan PROPOSED
- A1.2 Ground Floor Plan
- A1.3 First Floor Plan
- A1.4 Second Floor Plan
- A1.5 Third Floor Plan
- A1.6 Rooftop Floor Plan
- A1.7 Studio Partition plan
- A1.8 1 Bedroom Partition plan
- A1.9 2 Bedroom Partition plan
- A2.1 Elevations
- A2.2 Elevations
- A5.3 External Finishes
- A1.10 Landscaping Plan GF
- A1.18 Landscaping Plan Roof
- A1.11 Overshadowing Plan
- A1.12 Roofing Plan
- A1.13 Typ wall layouts
- A1.19 Exit Travel Distances
- A1.20 Exit Travel Distances
- A1.14 Fire stair 1 - Sections
- A1.15 Fire stair 1 - Plan
- A1.17 Fire stair 2 - Elevations / Sections
- A1.16 Fire stair 2 - Plan

3D DESIGN & DRAFTING AUSTRALIA
 www.3d-designdrafting.com.au
 info@3d-designdrafting.com.au
 0411 188 228
Pinder Apartments on Churchill
 212 Churchill Rd, Prospect SA 5082

Project Title		
Builder / Contractor		
Fabricator / Manufacturer		
REV.	DATE	DESCRIPTION
F	31/1/2025	Planning Rev C updated
E	18/10/2024	Planning Rev C
D	24/6/2024	Revise GF waste area layout
B	11/7/2024	Planning RevB
A	1/2/2024	For Planning
NO.	DATE	ISSUE NOTE
Project Manager		Drawn By CP
Date	18/10/2024	Reviewed By CP
Project ID		123456789
Sheet Title		
Cover Sheet		
Sheet size:		
Sheet No.		
A0.1		

12 11 10 9 8 7 6 5 4 3 2 1

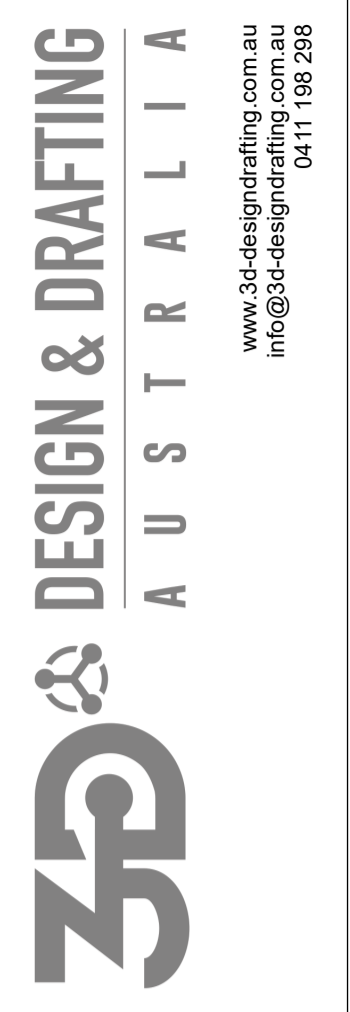
I
H
G
F
E
D
C
B
A



CHURCHILL ROAD

Pinder Apartments on Churchill

212 Churchill Rd, Prospect SA 5082



Project Title

Builder / Contractor

Fabricator / Manufacturer

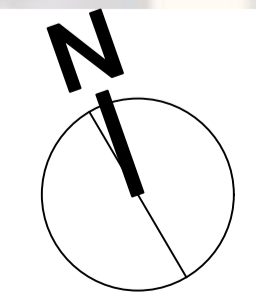
F	31/1/2025	Planning Rev C updated
E	18/10/2024	Planning Rev C
D	24/6/2024	Revise GF waste area layout
REV.	DATE	DESCRIPTION

B	11/7/2024	Planning RevB
A	1/2/2024	For Planning
NO.	DATE	ISSUE NOTE

Project Manager	Drawn By	CP
Date	Reviewed By	CP
Project ID	123456789	

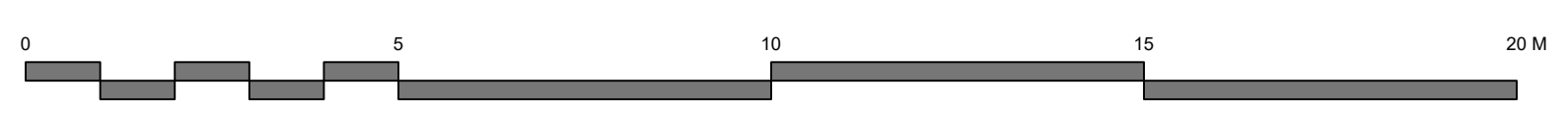
Sheet Title
Site Plan EXISTING
Sheet size:
Sheet No.

A1.0



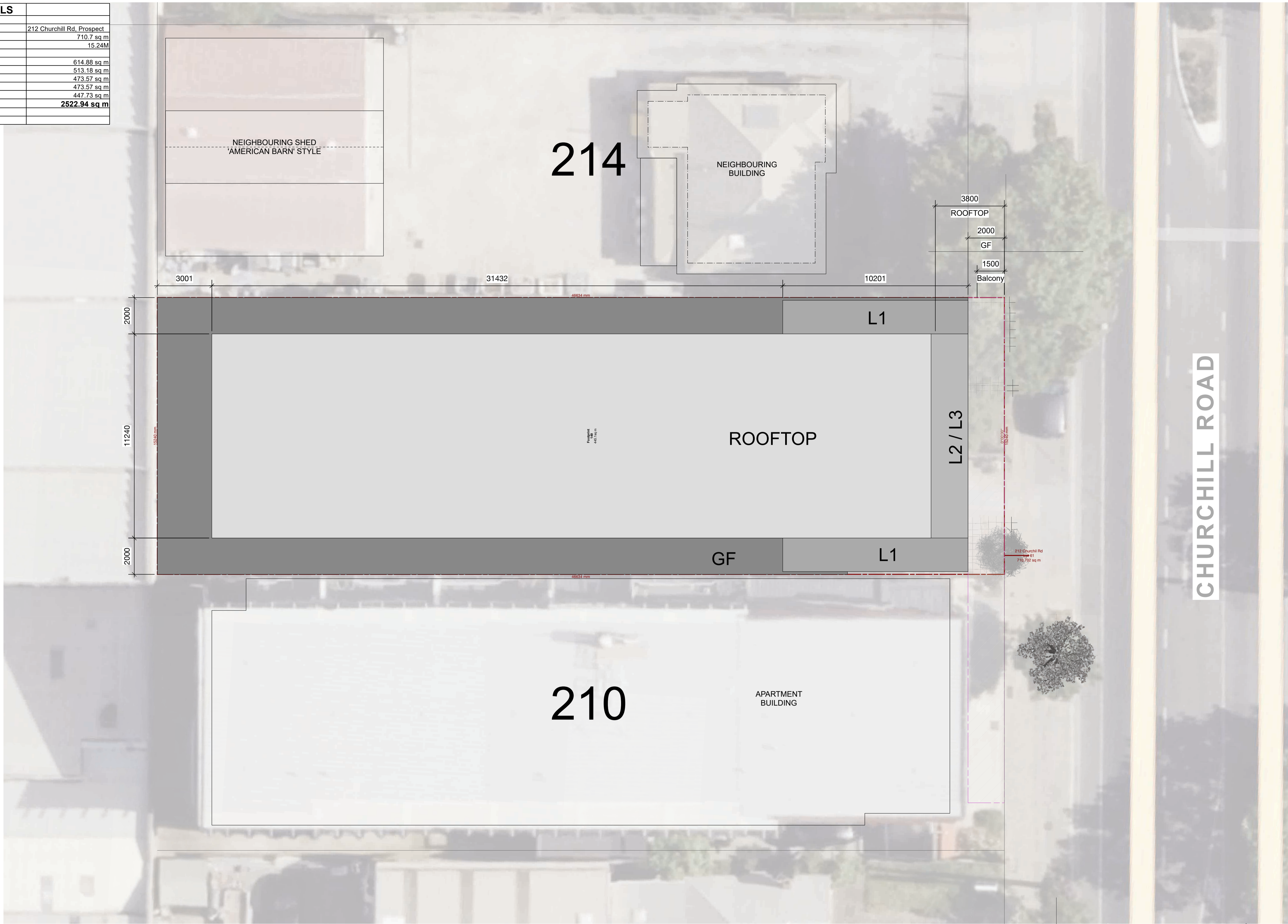
PLANNING - 1/2/24

2 SITE PLAN
Scale: 1:100



12 11 10 9 8 7 6 5 4 3 2 1

SITE DETAILS	
ADDRESS:	212 Churchill Rd, Prospect
SITE AREA:	710.7 sq m
BLOCK WIDTH:	15.24M
GF Footprint	614.88 sq m
L1	513.18 sq m
L2	473.57 sq m
L3	473.57 sq m
Rooftop	447.73 sq m
TOTAL	2522.94 sq m



Pinder Apartments on Churchill

212 Churchill Rd, Prospect SA 5082

Project Title	Pinder Apartments on Churchill	
Builder / Contractor		
Fabricator / Manufacturer		

REV.	DATE	DESCRIPTION
F	31/1/2025	Planning Rev C updated
E	18/10/2024	Planning Rev C
D	24/6/2024	Revise GF waste area layout

NO.	DATE	ISSUE NOTE
B	11/7/2024	Planning RevB
A	1/2/2024	For Planning

Project Manager	Drawn By	CP
Date	Reviewed By	CP
Project ID	123456789	

Sheet Title	Site Plan PROPOSED
Sheet size	
Sheet No.	A1.1

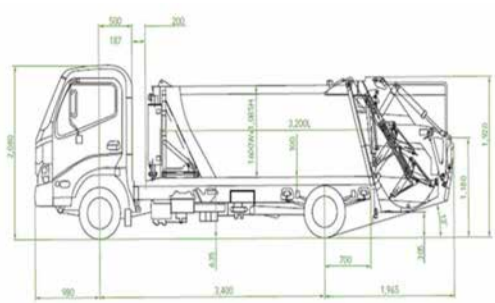
1 SITE PLAN
Scale: 1:100

PLANNING - 1/2/24

Description	Custom Space Name	Area
GF	Carpark	524.94 sq m
GF	Commercial	52.55 sq m
GF	Driveway	51.83 sq m
GF	Elec / Comms Room	7.54 sq m
GF	Gas / Water meters	2.97 sq m
GF	Lift	2.96 sq m
GF	Lobby	16.33 sq m
GF	Stairs GF-L1	12 sq m
		671.126

Waste Management	Qty	Req	Provided	Collection
Bedrooms	24			as per JJ's Waste & Recycling
Waste	35	Bed	840	1 @ 1100L
Recycling	30	Bed	720	1 @ 1100L
Organic	20	Bed	480	1 @ 770L

Private Contractor to service the buildings waste collection with SRV on site.
Wast collection shall only occur after 10am and before 12pm Monday to Friday, and after 10am and before 4pm on Saturday and Sunday (if applicable)



Typical 6.4m long SRV height is under 2.4m high, carpark overhead door opening height is 3m

Floor Plan Notes:
Refer to Engineering documents for Site Civil / Drainage plan.

Footings & Slab Notes:
Refer to A0.2 for all general / building notes

The contractor shall verify all dimensions and levels on site prior to the commencement of any work or shop drawings. The contractor shall not make any alterations or changes to plans during or prior to construction without written notice. Concrete footings & slab should be read in conjunction with & in accordance with the engineers reports. All concrete shall be handled, placed and compacted in accordance with the requirements of AS 3600-2001. All reinforcing shall comply with AS 3600 Part 1 - 2014

Laundry Note:

Residents of the 21 apartments will have discounted access to the ground floor laundromat. This amenity provides a convenient, cost-effective laundry solution, enhancing residential living. Ensure clear signage and accessibility from all units.

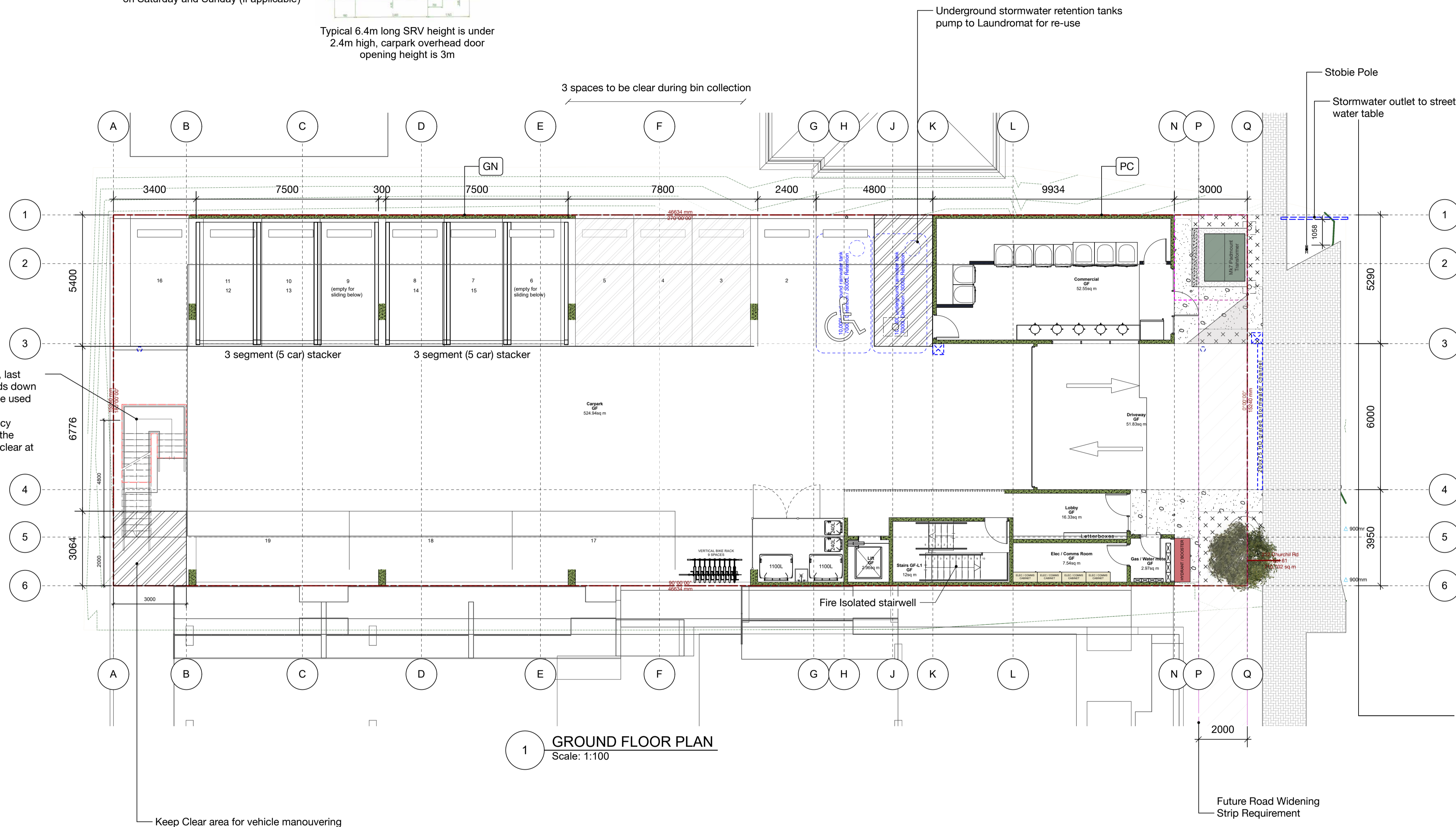
Garage Door Operation Note:

The apartment garage door remains open during office hours for unrestricted access. Outside of these hours, visitor entry can be granted via the electronic access system available in each apartment.

Notes

- PC. PC
Pre Cast Concrete walls to lower ground floor
- CSBC. CSBC
Feature Bulkheads
'Cemintel Surround Blackish' cladding
- CBSC. CBSC
Upper External Walls
'Cemintel BareStone cladding'
- SL. SL
Vertical feature aluminium slats
- 'Monument'
- WS. WS
Window shroud
- SS. SS
Sun shade awning
- FA. FA
Feature Steel Arch
Powdercoated 'Monument'
- GL. GL
Balustrade
Semi Frameless glass
1000mm high
- GL-D. GL-D
Commercial Aluminium
Window / Door Frames
'Satin Black'
- GL-W. GL-W
Commercial Aluminium
Window / Door Frames
Awning Window
'Satin Black'
- CR. CR
Colorbond Roofing
'Trimdek' 0.42
'Shale Grey'
- SP. SP
Solar Panels
- GN. GN
Good neighbour Fencing
'Monument'
- PS. PS
Rooftop Plant Screen
'Monumwnt'
- FG. FG
Fascia Gutter
- BG. BG
Box gutter
- LP. LP
Louvre Panel
Powdercoated aluminium
Monument
- SIGN. SIGN.
Laundromat signage
Acrylic 3D lettering with internal illumination
Approx 350mm high x 60mm thick letters
White acrylic / white internal lighting
- MS. MS.
Perforated metal screening
Powdercoated in Monument

Fire stair, last flight folds down only to be used during emergency keeping the Carpark clear at all times



1 GROUND FLOOR PLAN
Scale: 1:100

Dwelling size
Commercial =
Studio = 40.26 Sqm
1 bedroom = 50.02 - 57.32 Sqm
2 bedroom = 69.34 Sqm

Carparking rate
Commercial = 3 spaces per 100 m2 of gross leasable floor area
Studio = 0.25 spaces per dwelling
1 bedroom = 0.75 spaces per dwelling
2 bedroom = 1 space per dwelling
3 or more bedrooms = 1.25 spaces per dwelling
Visitor = 0.25 spaces per dwelling

Type	parks per dwelling	Dwelling Types	Total park Req	dwellling minimum	Dwelling total
Studio	0.25	12	3	35	420
1 bedroom	0.75	6	4.5	50	300
2 bedroom	1	3	3	65	195
3 bedroom	1.25	0	0	80	0
visitor	0.25	21	5.25		
Commercial	3		3		
		Total dwellings	Total park Req	Parks onsite	Surplus
		21	18.75	19	0.25




Builder / Contractor	
Fabricator / Manufacturer	

REV.	DATE	DESCRIPTION
F	31/1/2025	Planning Rev C updated
E	18/10/2024	Planning Rev C
D	24/6/2024	Revise GF waste area layout

NO.	DATE	ISSUE NOTE
B	1/7/2024	Planning RevB
A	1/2/2024	For Planning

Project Manager	Drawn By	CP
Date	Reviewed By	CP
Project ID	123456789	

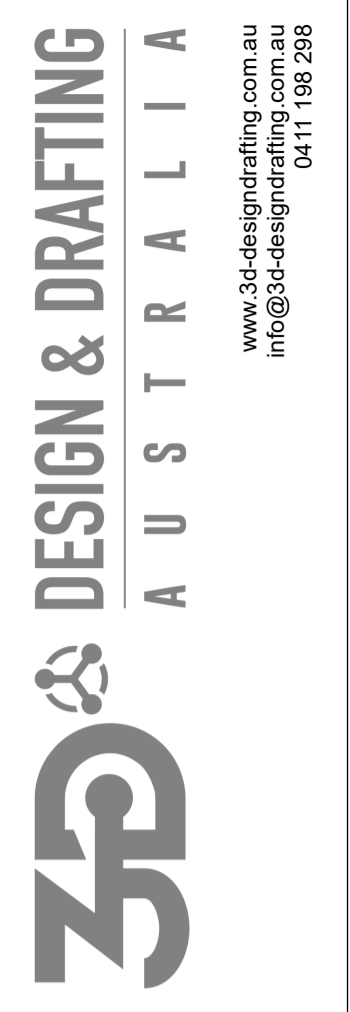
Sheet Title	Ground Floor Plan
Sheet size	
Sheet No.	A1.2



Description	Custom Space Name	Area
L1	Corridor	43.07 sq m
L1	Lift	3.15 sq m
L1	Stairs L1-L2	12 sq m
L1-2	1 Bedroom	57.32 sq m
L1-2	Balcony	25.67 sq m
L1-3	2 Bedroom	69.34 sq m
L1-3	Balcony	33.12 sq m
L1-4	1 Bedroom	50.02 sq m
L1-4	1 Bedroom	51.55 sq m
L1-4	Balcony	7.97 sq m
L1-5	Balcony	4 sq m
L1-5	Studio	40.26 sq m
L1-6	Balcony	4 sq m
L1-6	Studio	40.26 sq m
L1-7	Balcony	4 sq m
L1-7	Studio	40.26 sq m
L1-8	Balcony	4 sq m
L1-8	Studio	39.12 sq m
		529.071

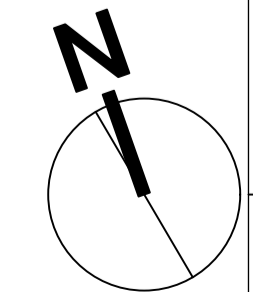
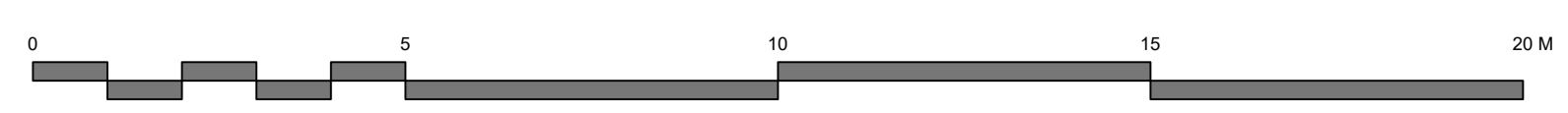
Footings & Slab Notes:
Refer to A0.2 for all general / building notes

The contractor shall verify all dimensions and levels on site prior to the commencement of any work or shop drawings. The contractor shall not make any alterations or changes to plans during or prior to construction without written notice. Concrete footings & slab should be read in conjunction with & in accordance with the engineers reports. All concrete shall be handled, placed and compacted in accordance with the requirements of AS 3600-2001. All reinforcing shall comply with AS 3600 Part 1 - 2014



Pinder Apartments on Churchill
212 Churchill Rd, Prospect SA 5082

- Notes**
- PC. PC
Pre Cast Concrete walls to lower ground floor
 - CSBC. CSBC
Feature Bulkheads 'Cemintel Surround Blackish' cladding
 - CBSC. CBSC
Upper External Walls 'Cemintel BareStone cladding'
 - SL. SL
Vertical feature aluminium slats
 - 'Monument'
 - WS. WS
Window shroud
 - SS. SS
Sun shade awning
 - FA. FA
Feature Steel Arch Powdercoated 'Monument'
 - GL. GL
Balustrade Semi Frameless glass 1000mm high
 - GL-D. GL-D
Commercial Aluminium Window / Door Frames 'Satin Black'
 - GL-W. GL-W
Commercial Aluminium Window / Door Frames Awning Window 'Satin Black'
 - CR. CR
Colorbond Roofing 'Trimdek' 0.42 'Shale Grey'
 - SP. SP
Solar Panels
 - GN. GN
Good neighbour Fencing 'Monument'
 - PS. PS
Rooftop Plant Screen 'Monumnt'
 - FG. FG
Fascia Gutter
 - BG. BG
Box gutter
 - LP. LP
Louvre Panel Powdercoated aluminium Monument
 - SIGN. SIGN
Laundromat signage Acrylic 3D lettering with internal illumination Approx 350mm high x 60mm thick letters White acrylic / white internal lighting
 - MS. MS
Perforated metal screening Powdercoated in Monument



PLANNING - 1/2/24

REV.	DATE	DESCRIPTION
F	31/1/2025	Planning Rev C updated
E	18/10/2024	Planning Rev C
D	24/6/2024	Revise GF waste area layout

NO.	DATE	ISSUE NOTE
B	11/7/2024	Planning RevB
A	1/2/2024	For Planning

Project Manager	Drawn By	CP	
Date	18/10/2024	Reviewed By	CP
Project ID	123456789		

Sheet Title: **First Floor Plan**

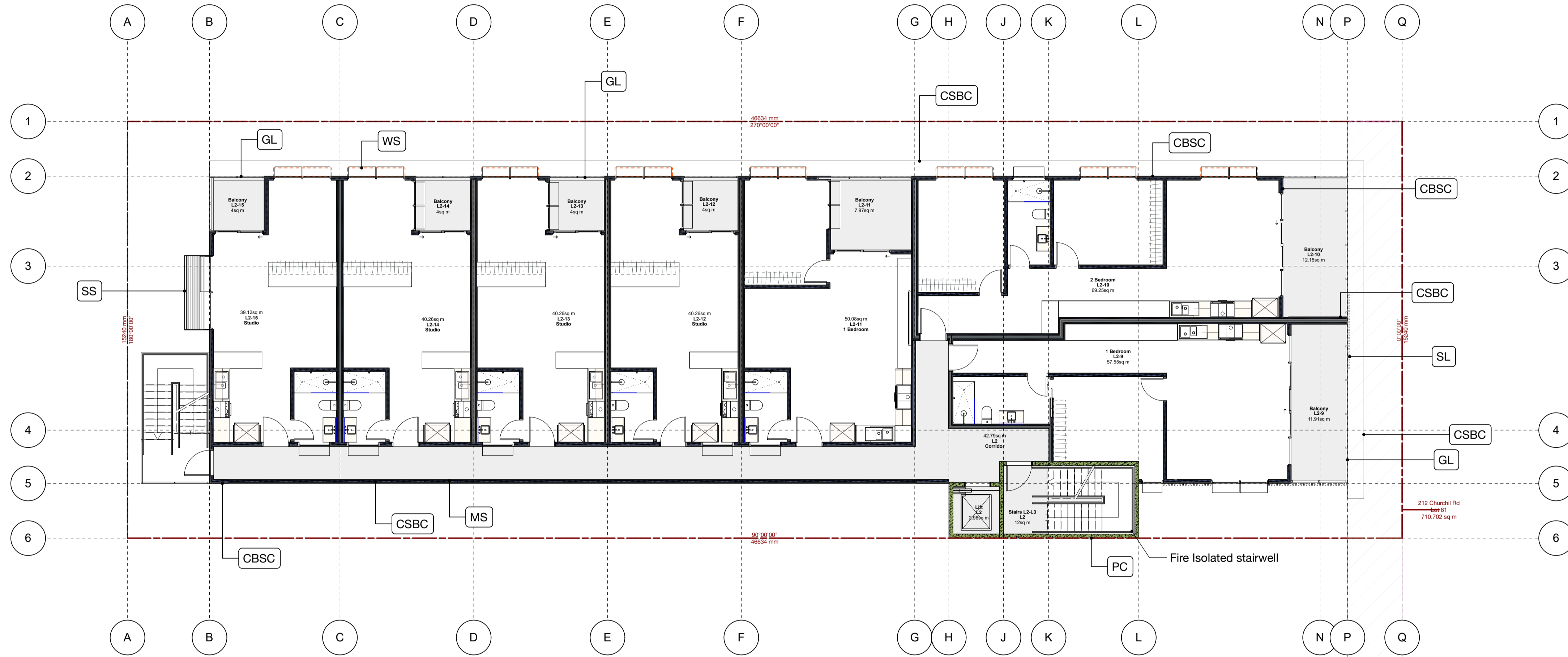
Sheet size:

Sheet No. **A1.3**

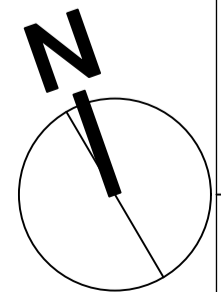
Description	Custom Space Name	Area
L2	Corridor	42.79 sq m
L2	Lift	2.96 sq m
L2	Stairs L2-L3	12 sq m
L2-9	1 Bedroom	57.55 sq m
L2-9	Balcony	11.91 sq m
L2-10	2 Bedroom	69.25 sq m
L2-10	Balcony	12.15 sq m
L2-11	1 Bedroom	50.08 sq m
L2-11	Balcony	7.97 sq m
L2-12	Balcony	4 sq m
L2-12	Studio	40.26 sq m
L2-13	Balcony	4 sq m
L2-13	Studio	40.26 sq m
L2-14	Balcony	4 sq m
L2-14	Studio	40.26 sq m
L2-15	Balcony	4 sq m
L2-15	Studio	39.12 sq m
		442.531

Notes

- PC.** PC
Pre Cast Concrete walls to lower ground floor
- CSBC.** CSBC
Feature Bulkheads
'Cemintel Surround Blackish' cladding
- CBSC.** CBSC
Upper External Walls
'Cemintel BareStone cladding'
- SL.** SL
Vertical feature aluminium slats
- WS.** WS
'Monument'
Window shroud
- SS.** SS
Sun shade awning
- FA.** FA
Feature Steel Arch
Powdercoated 'Monument'
- GL.** GL
Balustrade
Semi Frameless glass
1000mm high
- GL-D.** GL-D
Commercial Aluminium
Window / Door Frames
'Satin Black'
- GL-W.** GL-W
Commercial Aluminium
Window / Door Frames
Awning Window
'Satin Black'
- CR.** CR
Colorbond Roofing
'Trimdek' 0.42
'Shale Grey'
- SP.** SP
Solar Panels
- GN.** GN
Good neighbour Fencing
'Monument'
- PS.** PS
Rooftop Plant Screen
'Monumwnt'
- FG.** FG
Fascia Gutter
- BG.** BG
Box gutter
- LP.** LP
Louvre Panel
Powdercoated aluminium
Monument
- SIGN.** SIGN.
Laundromat signage
Acrylic 3D lettering with internal illumination
Approx 350mm high x 60mm thick letters
White acrylic / white internal lighting
- MS.** MS.
Perforated metal screening
Powdercoated in Monument



1 2nd Floor plan
Scale: 1:100



PLANNING - 1/2/24

Pinder Apartments on Churchill

212 Churchill Rd, Prospect SA 5082

CHURCHILL ROAD

Project Title

Builder / Contractor

Fabricator / Manufacturer

REV.	DATE	DESCRIPTION
F	31/1/2025	Planning Rev C updated
E	18/10/2024	Planning Rev C
D	24/6/2024	Revise GF waste area layout

NO.	DATE	ISSUE NOTE
B	11/7/2024	Planning RevB
A	1/2/2024	For Planning

Project Manager	Drawn By	CP
Date	Reviewed By	CP
Project ID	123456789	

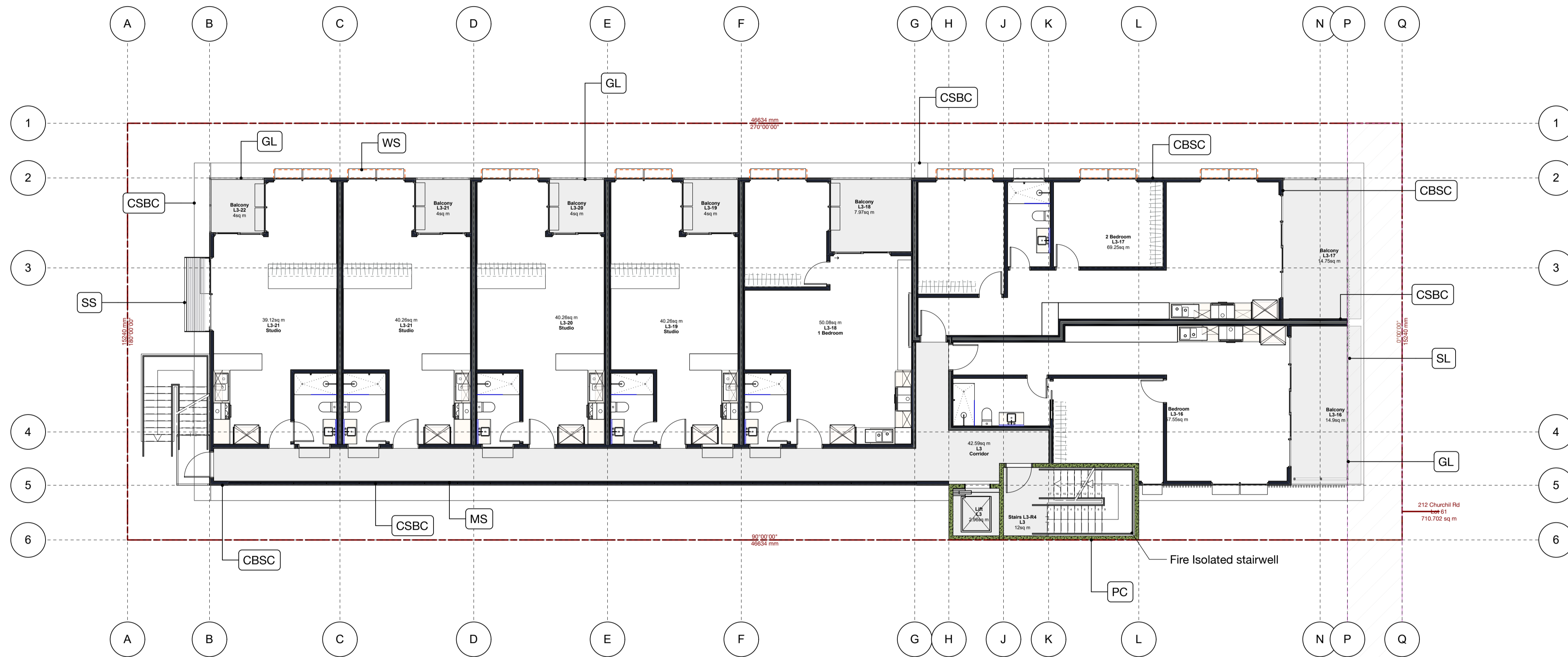
Sheet Title	Second Floor Plan
Sheet size	
Sheet No.	

A1.4

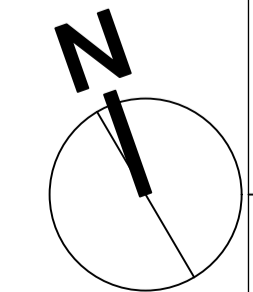
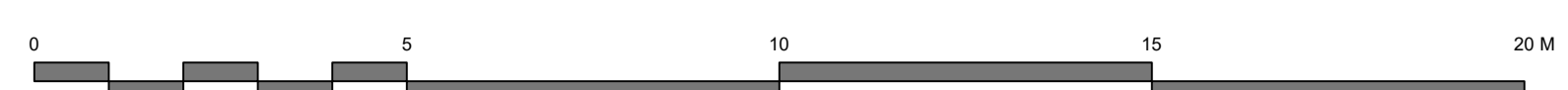
Description	Custom Space Name	Area
L3	Corridor	42.59 sq m
L3	Lift	2.96 sq m
L3	Stairs L3-R4	12 sq m
L3-16	1 Bedroom	57.55 sq m
L3-16	Balcony	14.9 sq m
L3-17	2 Bedroom	69.25 sq m
L3-17	Balcony	14.75 sq m
L3-18	1 Bedroom	50.08 sq m
L3-18	Balcony	7.97 sq m
L3-19	Balcony	4 sq m
L3-19	Studio	40.26 sq m
L3-20	Balcony	4 sq m
L3-20	Studio	40.26 sq m
L3-21	Balcony	4 sq m
L3-21	Studio	39.12 sq m
L3-21	Studio	40.26 sq m
L3-22	Balcony	4 sq m
		447.921

Notes

- PC.** PC
Pre Cast Concrete walls to lower ground floor
- CSBC.** CSBC
Feature Bulkheads
'Cemintel Surround Blackish' cladding
- CBSC.** CBSC
Upper External Walls
'Cemintel BareStone cladding'
- SL.** SL
Vertical feature aluminium slats
- WS.** WS
Window shroud
- SS.** SS
Sun shade awning
- FA.** FA
Feature Steel Arch
Powdercoated 'Monument'
- GL.** GL
Balustrade
Semi Frameless glass
1000mm high
- GL-D.** GL-D
Commercial Aluminium
Window / Door Frames
'Satin Black'
- GL-W.** GL-W
Commercial Aluminium
Window / Door Frames
Awning Window
'Satin Black'
- CR.** CR
Colorbond Roofing
'Trimdek' 0.42
'Shale Grey'
- SP.** SP
Solar Panels
- GN.** GN
Good neighbour Fencing
'Monument'
- PS.** PS
Rooftop Plant Screen
'Monumwnt'
- FG.** FG
Fascia Gutter
- BG.** BG
Box gutter
- LP.** LP
Louvre Panel
Powdercoated aluminium
Monument
- SIGN.** SIGN
Laundromat signage
Acrylic 3D lettering with internal illumination
Approx 350mm high x 60mm thick letters
White acrylic / white internal lighting
- MS.** MS
Perforated metal screening
Powdercoated in Monument



1 3rd Floor plan
Scale: 1:100



PLANNING - 1/2/24

www.3d-designdrafting.com.au
info@3d-designdrafting.com.au
0411 188 288



**Pinder Apartments
on Churchill**

212 Churchill Rd, Prospect SA 5082

Builder / Contractor	
Fabricator / Manufacturer	

REV.	DATE	DESCRIPTION
F	31/1/2025	Planning Rev C updated
E	18/10/2024	Planning Rev C
D	24/6/2024	Revise GF waste area layout

NO.	DATE	ISSUE NOTE
B	11/7/2024	Planning RevB
A	1/2/2024	For Planning

Project Manager	Drawn By	CP
Date	Reviewed By	CP
Project ID	123456789	

Sheet Title
Third Floor Plan

Sheet size:

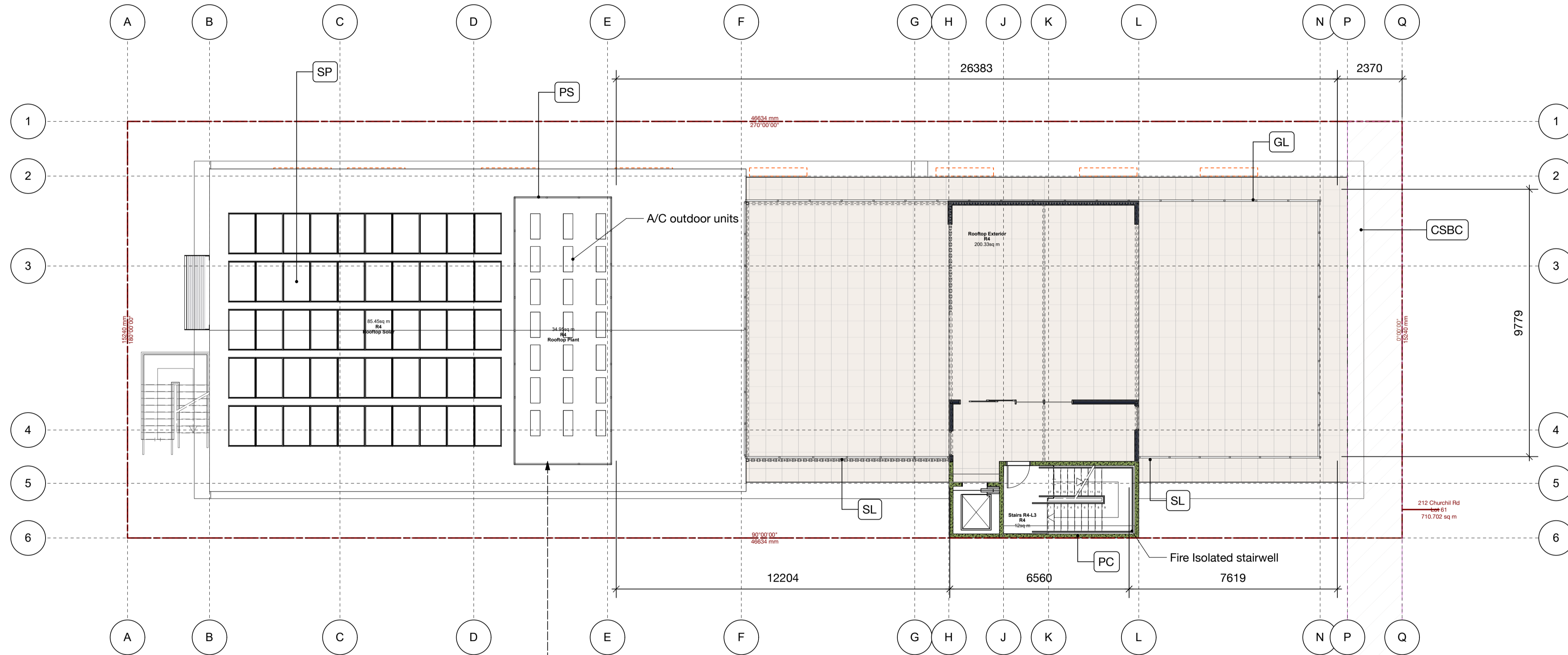
Sheet No.

A1.5

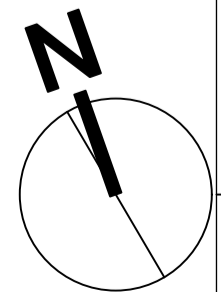
Description	Custom Space Name	Area
R4	Rooftop Exterior	200.33 sq m
R4	Rooftop Plant	34.95 sq m
R4	Rooftop Solar	85.45 sq m
		320.731

Notes

- PC.** PC
Pre Cast Concrete walls to lower ground floor
- CSBC.** CSBC
Feature Bulkheads
'Cemintel Surround Blackish' cladding
- CBSC.** CBSC
Upper External Walls
'Cemintel BareStone cladding'
- SL.** SL
Vertical feature aluminium slats
- WS.** WS
'Monument'
Window shroud
- SS.** SS
Sun shade awning
- FA.** FA
Feature Steel Arch
Powdercoated 'Monument'
- GL.** GL
Balustrade
Semi Frameless glass
1000mm high
- GL-D.** GL-D
Commercial Aluminium
Window / Door Frames
'Satin Black'
- GL-W.** GL-W
Commercial Aluminium
Window / Door Frames
Awning Window
'Satin Black'
- CR.** CR
Colorbond Roofing
'Trimdek' 0.42
'Shale Grey'
- SP.** SP
Solar Panels
- GN.** GN
Good neighbour Fencing
'Monument'
- PS.** PS
Rooftop Plant Screen
'Monumwnt'
- FG.** FG
Fascia Gutter
- BG.** BG
Box gutter
- LP.** LP
Louvre Panel
Powdercoated aluminium
Monument
- SIGN.** SIGN.
Laundromat signage
Acrylic 3D lettering with internal illumination
Approx 350mm high x 60mm thick letters
White acrylic / white internal lighting
- MS.** MS.
Perforated metal screening
Powdercoated in Monument



1 Rooftop Plan
Scale: 1:100



PLANNING - 1/2/24

Pinder Apartments on Churchill

212 Churchill Rd, Prospect SA 5082

CHURCHILL ROAD

Project Title	
Builder / Contractor	
Fabricator / Manufacturer	

REV.	DATE	DESCRIPTION
F	31/1/2025	Planning Rev C updated
E	18/10/2024	Planning Rev C
D	24/6/2024	Revise GF waste area layout

NO.	DATE	ISSUE NOTE
B	11/7/2024	Planning RevB
A	1/2/2024	For Planning

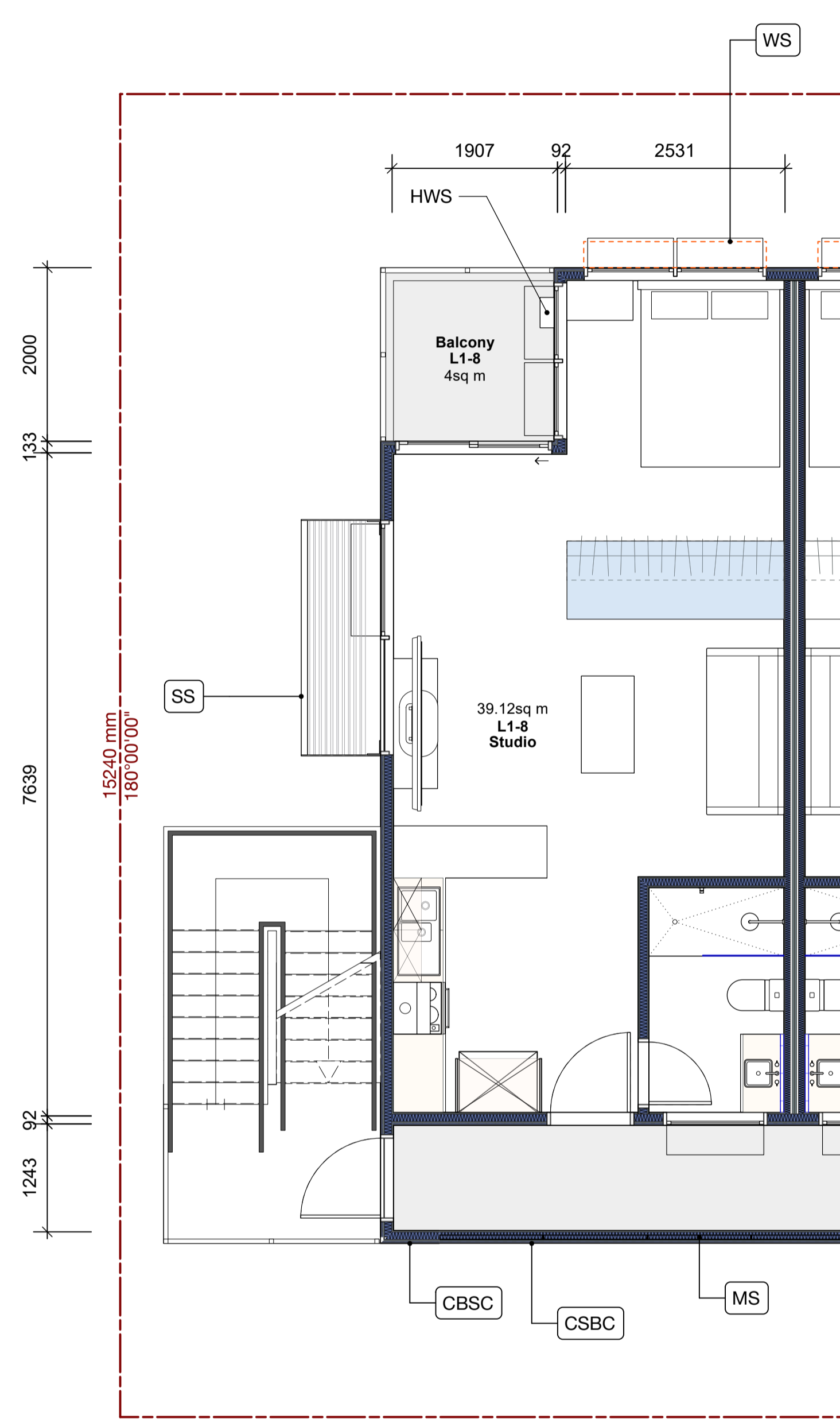
Project Manager	Drawn By	CP
Date	Reviewed By	CP
Project ID	123456789	

Sheet Title	Rooftop Floor Plan
Sheet size	
Sheet No.	

A1.6

Notes

- PC.** PC
Pre Cast Concrete walls to lower ground floor
- CSBC.** CSBC
Feature Bulkheads
'Cemintel Surround Blackish' cladding
- CBSC.** CBSC
Upper External Walls
'Cemintel BareStone cladding'
- SL.** SL
Vertical feature aluminium slats
- 'Monument'**
- WS.** WS
Window shroud
- SS.** SS
Sun shade awning
- FA.** FA
Feature Steel Arch
Powdercoated 'Monument'
- GL.** GL
Balustrade
Semi Frameless glass
1000mm high
- GL-D.** GL-D
Commercial Aluminium
Window / Door Frames
'Satin Black'
- GL-W.** GL-W
Commercial Aluminium
Window / Door Frames
Awning Window
'Satin Black'
- CR.** CR
Colorbond Roofing
'Trimdek' 0.42
'Shale Grey'
- SP.** SP
Solar Panels
- GN.** GN
Good neighbour Fencing
'Monument'
- PS.** PS
Rooftop Plant Screen
'Monumwnt'
- FG.** FG
Fascia Gutter
- BG.** BG
Box gutter
- LP.** LP
Louvre Panel
Powdercoated aluminium
Monument
- SIGN.** SIGN.
Laundromat signage
Acrylic 3D lettering with internal illumination
Approx 350mm high x 60mm thick letters
White acrylic / white internal lighting
- MS.** MS.
Perforated metal screening
Powdercoated in Monument



Studio - Type 2	
APARTMENT	39.12 sq m
BALCONY	4 sq m
TOTAL	43.12 sq m
STORAGE	6.26 cu m

2 Typ End Studio Layout
Scale: 1:50

Studio - Type 1	
APARTMENT	40.26 sq m
BALCONY	4 sq m
TOTAL	44.26 sq m
STORAGE	6.08 cu m

1 Typ Studio Layout
Scale: 1:50

Project Title	Pinder Apartments on Churchill	
Builder / Contractor		
Fabricator / Manufacturer		

REV.	DATE	DESCRIPTION
F	31/1/2025	Planning Rev C updated
E	18/10/2024	Planning Rev C
D	24/6/2024	Revise GF waste area layout

NO.	DATE	ISSUE NOTE
B	11/7/2024	Planning RevB
A	1/2/2024	For Planning

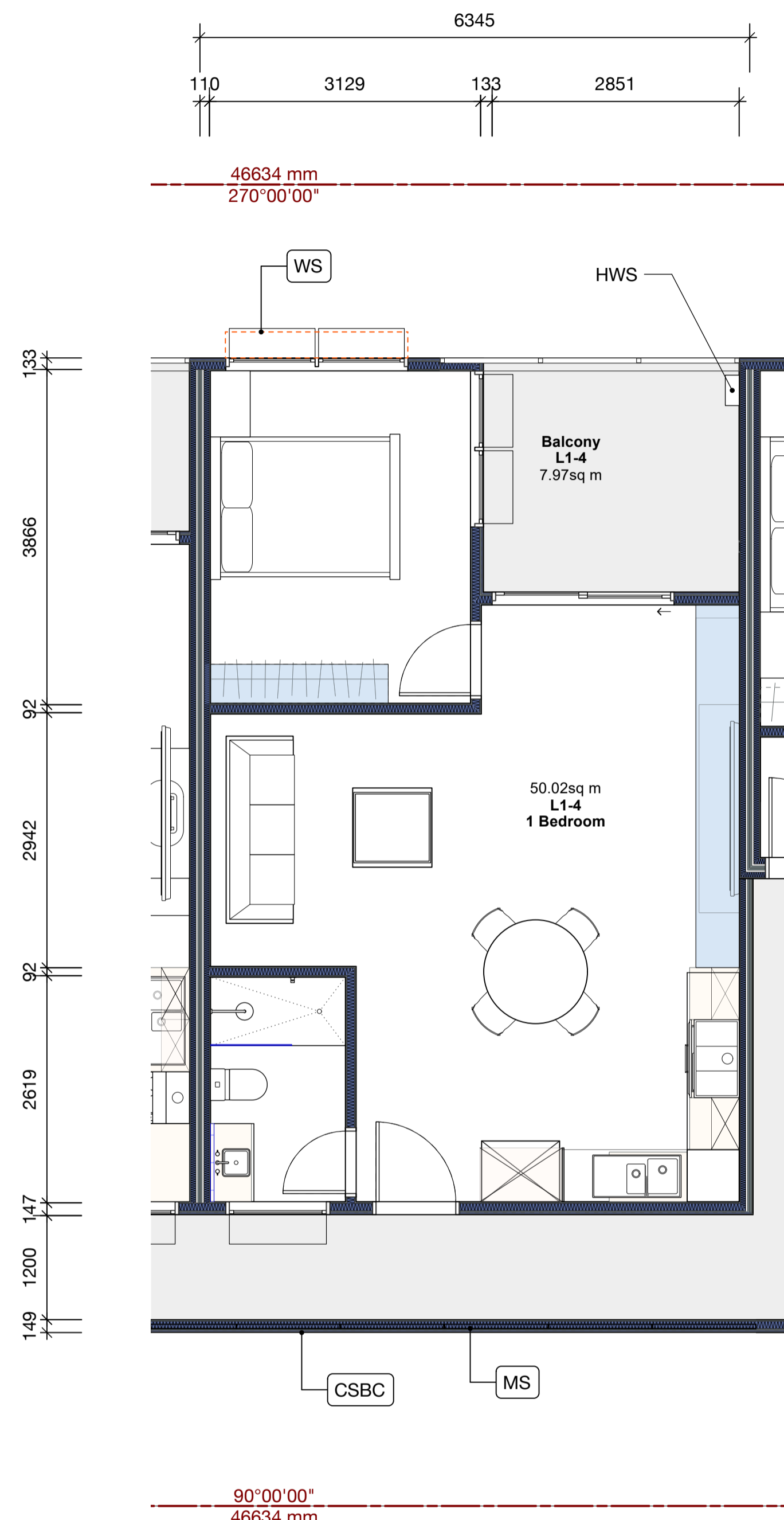
Project Manager	Drawn By	CP
Date	Reviewed By	CP
Project ID	123456789	

Sheet Title
Studio Partition plan


Sheet size:
Sheet No.

Notes

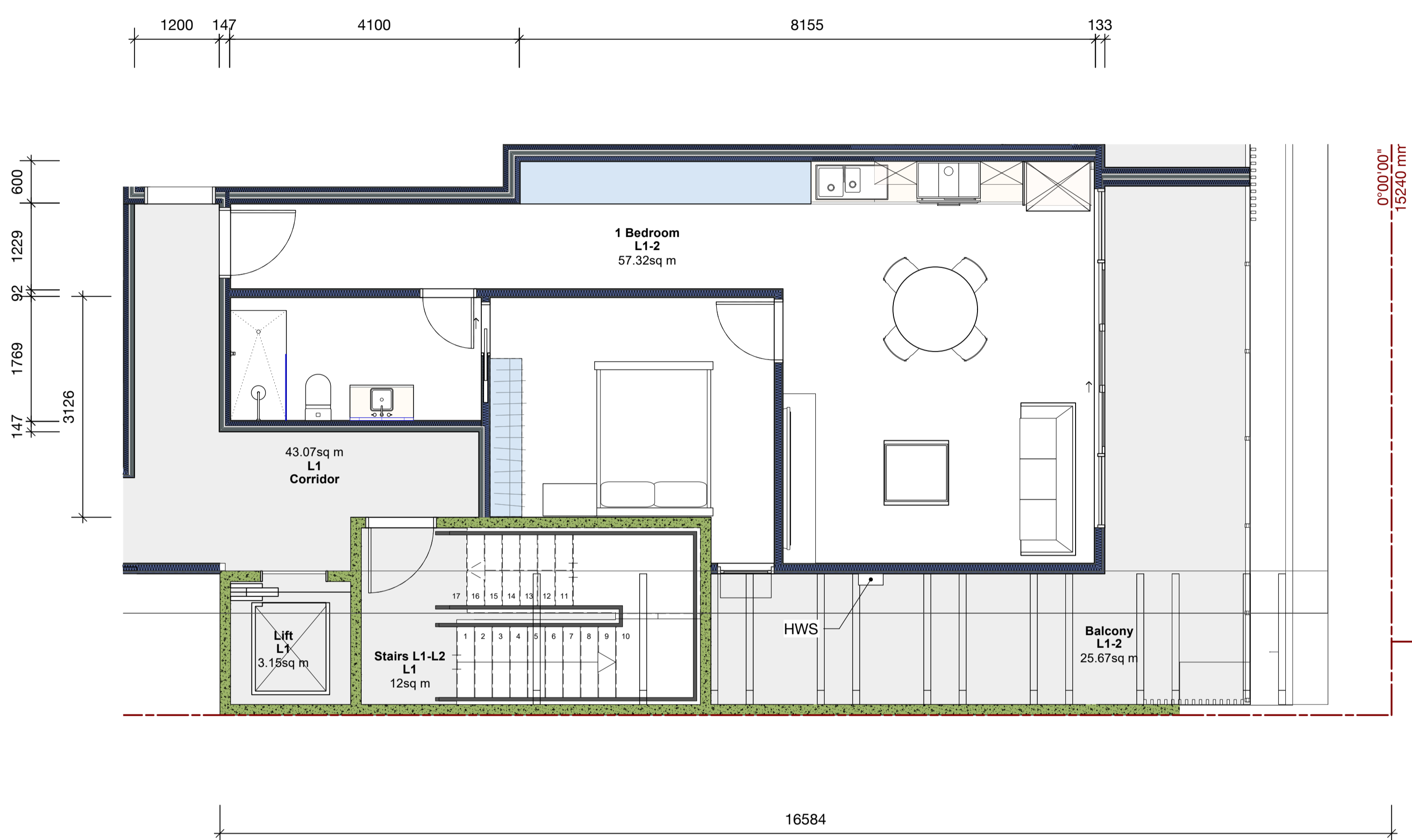
- PC.** PC
Pre Cast Concrete walls to lower ground floor
- CSBC.** CSBC
Feature Bulkheads
'Cemintel Surround Blackish' cladding
- CBSC.** CBSC
Upper External Walls
'Cemintel BareStone cladding'
- SL.** SL
Vertical feature aluminium slats
- 'Monument'**
- WS.** WS
Window shroud
- SS.** SS
Sun shade awning
- FA.** FA
Feature Steel Arch
Powdercoated 'Monument'
- GL.** GL
Balustrade
Semi Frameless glass
1000mm high
- GL-D.** GL-D
Commercial Aluminium
Window / Door Frames
'Satin Black'
- GL-W.** GL-W
Commercial Aluminium
Window / Door Frames
Awning Window
'Satin Black'
- CR.** CR
Colorbond Roofing
'Trimdek' 0.42
'Shale Grey'
- SP.** SP
Solar Panels
- GN.** GN
Good neighbour Fencing
'Monument'
- PS.** PS
Rooftop Plant Screen
'Monumwnt'
- FG.** FG
Fascia Gutter
- BG.** BG
Box gutter
- LP.** LP
Louvre Panel
Powdercoated aluminium
Monument
- SIGN.** SIGN.
Laundromat signage
Acrylic 3D lettering with internal illumination
Approx 350mm high x 60mm thick letters
White acrylic / white internal lighting
- MS.** MS.
Perforated metal screening
Powdercoated in Monument



APARTMENT	50.02 sq m
BALCONY	8.01 sq m
TOTAL	58.03 sq m
STORAGE	8.1 cu m



2 Typ 1 Bedroom Layout
Scale: 1:50



APARTMENT	57.32 sq m
BALCONY	25.57 sq m
TOTAL	82.89 sq m
STORAGE	9.4 cu m

3 Typ 1 Bedroom Layout
Scale: 1:50

Builder / Contractor
Fabricator / Manufacturer
REV. DATE DESCRIPTION
F 31/1/2025 Planning Rev C updated
E 18/10/2024 Planning Rev C
D 24/6/2024 Revise GF waste area layout

NO. DATE ISSUE NOTE
B 11/7/2024 Planning RevB
A 1/2/2024 For Planning

Project Manager	Drawn By	CP	
Date	18/10/2024	Reviewed By	CP
Project ID	123456789		

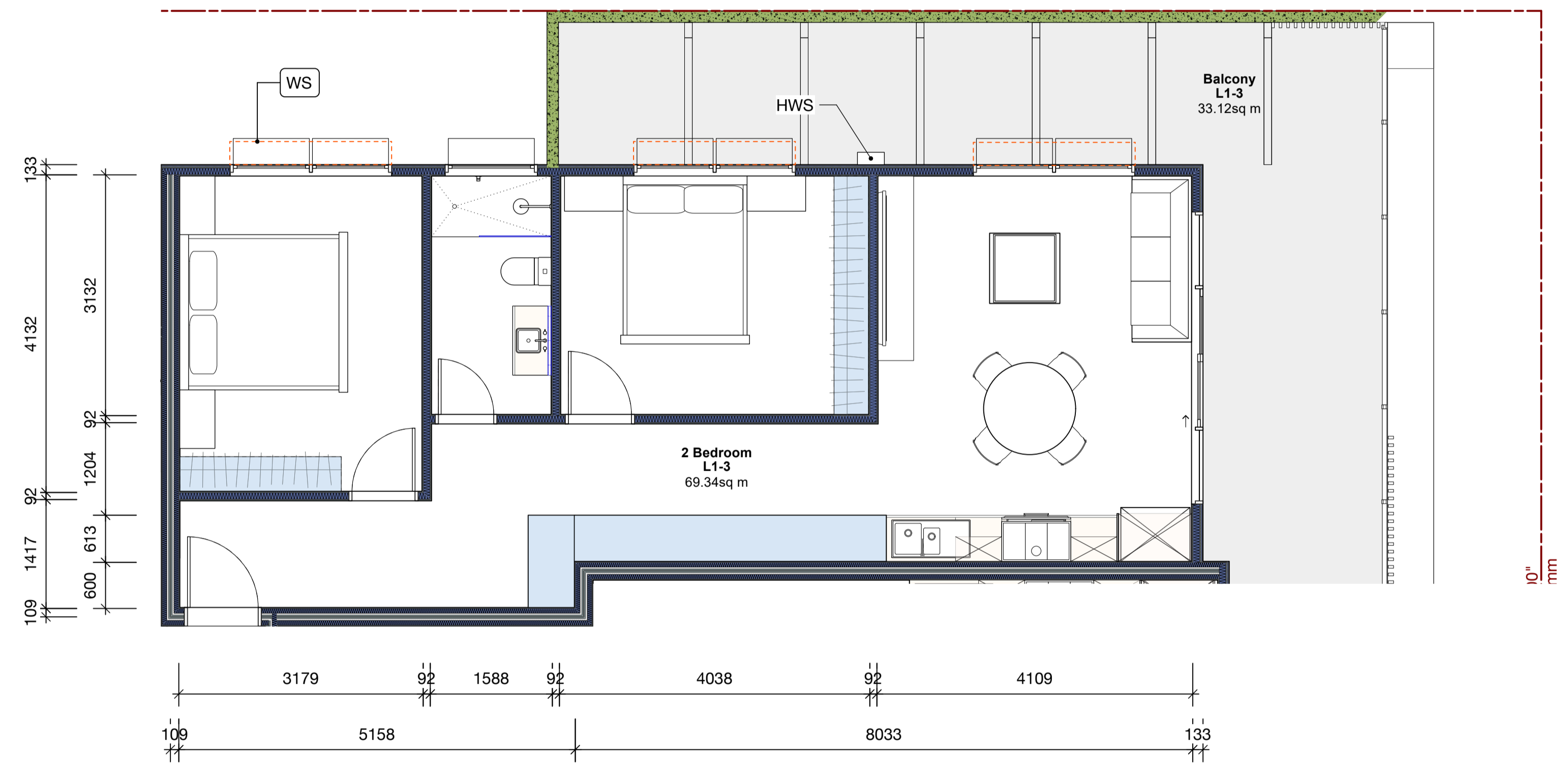
Sheet Title
1 Bedroom Partition plan

Sheet No.

A1.8

Notes

- PC.** PC
Pre Cast Concrete walls to lower ground floor
- CSBC.** CSBC
Feature Bulkheads
'Cemintel Surround Blackish' cladding
- CBSC.** CBSC
Upper External Walls
'Cemintel BareStone cladding'
- SL.** SL
Vertical feature aluminium slats
- WS.** 'Monument'
WS
Window shroud
- SS.** SS
Sun shade awning
- FA.** FA
Feature Steel Arch
Powdercoated 'Monument'
- GL.** GL
Balustrade
Semi Frameless glass
1000mm high
- GL-D.** GL-D
Commercial Aluminium
Window / Door Frames
'Satin Black'
- GL-W.** GL-W
Commercial Aluminium
Window / Door Frames
Awning Window
'Satin Black'
- CR.** CR
Colorbond Roofing
'Trimdek' 0.42
'Shale Grey'
- SP.** SP
Solar Panels
- GN.** GN
Good neighbour Fencing
'Monument'
- PS.** PS
Rooftop Plant Screen
'Monumwnt'
- FG.** FG
Fascia Gutter
- BG.** BG
Box gutter
- LP.** LP
Louvre Panel
Powdercoated aluminium
Monument
- SIGN.** SIGN.
Laundromat signage
Acrylic 3D lettering with internal illumination
Approx 350mm high x 60mm thick letters
White acrylic / white internal lighting
- MS.** MS.
Perforated metal screening
Powdercoated in Monument

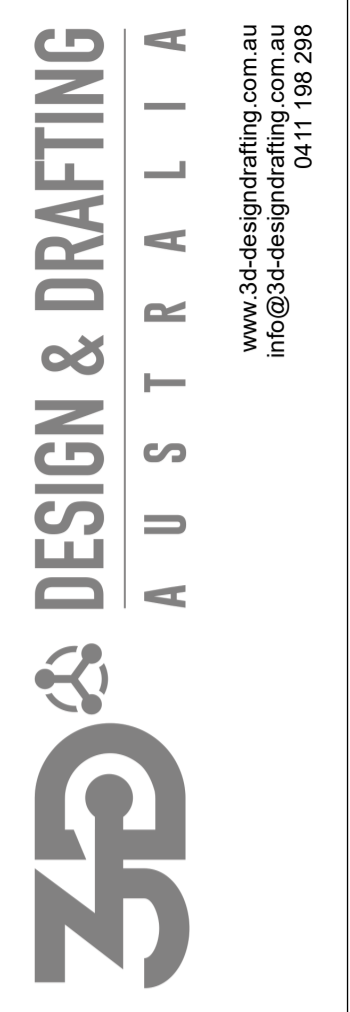


APARTMENT	69.34 sq m
BALCONY	33.57 sq m
TOTAL	102.91 sq m
STORAGE	14.84 cu m

3 **Typ 2 Bedroom Layout**
Scale: 1:50

**Pinder Apartments
on Churchill**

212 Churchill Rd, Prospect SA 5082



Project Title

Builder / Contractor

Fabricator / Manufacturer

REV.	DATE	DESCRIPTION
F	31/1/2025	Planning Rev C updated
E	18/10/2024	Planning Rev C
D	24/6/2024	Revise GF waste area layout

NO.	DATE	ISSUE NOTE
B	11/7/2024	Planning RevB
A	1/2/2024	For Planning

Project Manager	Drawn By	CP
Date	Reviewed By	CP
18/10/2024		
Project ID	123456789	

Sheet Title

2 Bedroom Partition plan

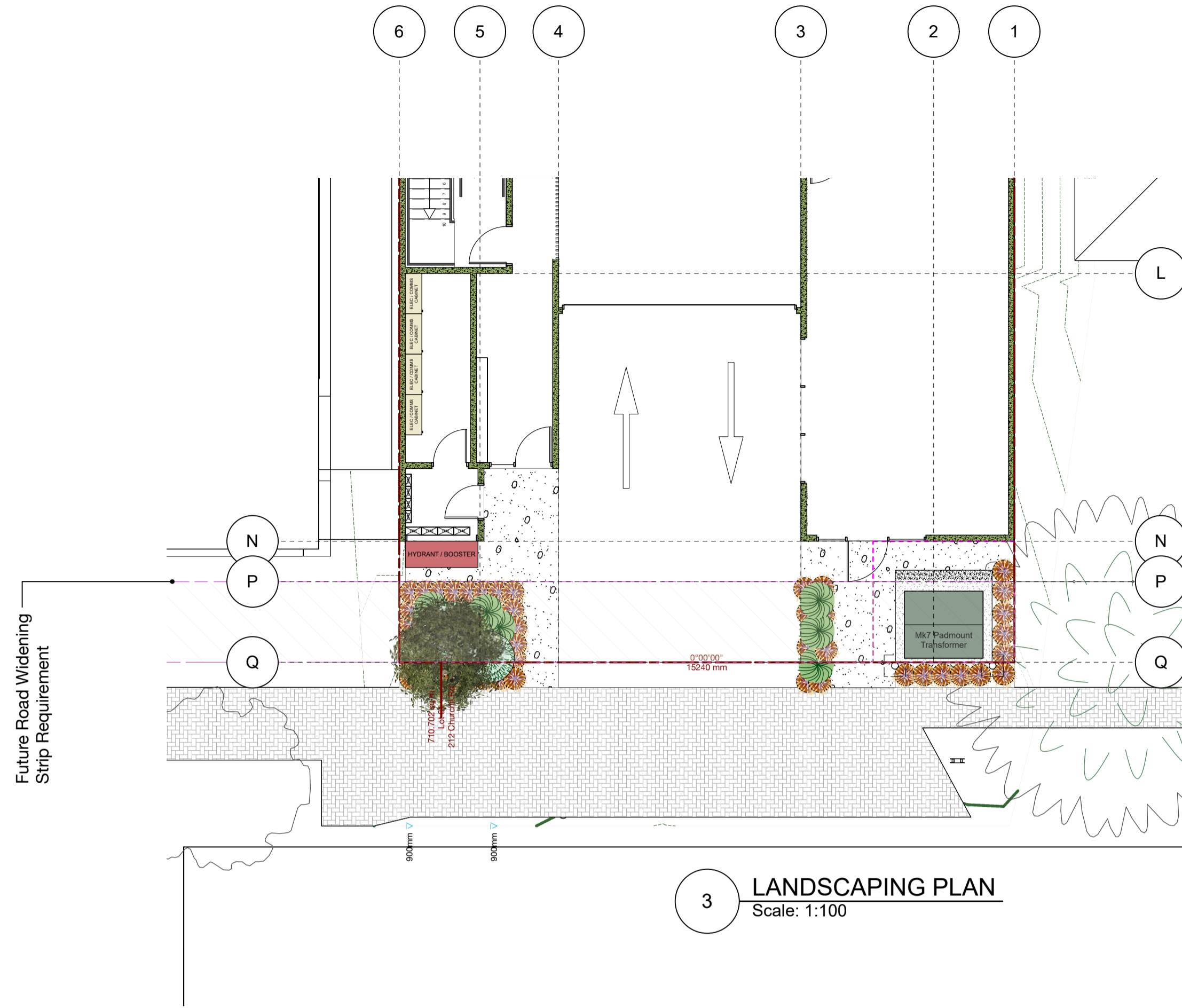
Sheet size:

Sheet No.

A1.9

LANDSCAPING NOTES:

- ALL PLANTING AREAS TO BE THOROUGHLY CLEARED, SMOOTHED AND UNIFORMLY GRADED TO DRAIN.
- ALL TREES AND SHRUBS TO BE REMOVED ARE TO BE CLEARLY MARKED PRIOR TO COMMENCING WORK.
- WHERE ROCK OR HARD PACKED SOIL IS ENCOUNTERED, DEEP RIPPING SHOULD BE UNDERTAKEN AS DIRECTED BY THE LANDSCAPE ARCHITECT.
- EXCAVATE EXISTING SOIL TO A DEPTH OF 300MM IN ALL GARDEN BEDS AND REMOVE FROM SITE.
- SUPPLY AND PLACE SANDY LOAM TOPSOIL TO A DEPTH OF 250MM DEEP IN ALL GARDEN BEDS.
- SUPPLY AND SPREAD ORGANIC COMPOST TO A DEPTH OF 25MM IN ALL GARDEN BEDS.
- SUPPLY AND SPREAD UREA AND MONO-AMMONIUM PHOSPHATE IN ALL GARDEN BEDS.
- FINISH TOPSOIL LEVELS IN ALL GARDEN BEDS SHALL BE 75MM BELOW ADJACENT PAVING AND KERBING LEVELS.
- FINISH MULCH LEVELS SHALL BE 50MM THICK AND 25MM BELOW ADJACENT PAVING AND KERBING LEVELS.
- CONNECT IRRIGATION SYSTEM TO A 50MM TAKEOFF SUPPLIED BY MAIN BUILDER.
- SUPPLY AND INSTALL MASTER VALVE AND FILTRATION AT WATER CONNECTION POINT.
- SUPPLY AND INSTALL SOLENOID VALVES WITH PRESSURE REDUCING VALVES AND FILTERS IN VALVE BOXES.
- SUPPLY AND INSTALL AUTOMATIC IN-LINE DRIP IRRIGATION SYSTEM TO ALL INDIVIDUAL TREES AND GARDEN BEDS INCLUDING TESTING AND COMMISSIONING.
- SUPPLY AND INSTALL CABLE AND AUTOMATIC CONTROLLER AT LOCATION INDICATED BY THE ARCHITECT.
- FOLLOWING ACCEPTANCE OF TENDER, SUBMIT A WORKING DRAWING OF THE IRRIGATION SYSTEM TO THE LANDSCAPE ARCHITECT FOR APPROVAL.
- SUPPLY AND PLANT TREES, SHRUBS, STRAPPY LEAF PLANTS, GRASSES AND VINES AS PER LANDSCAPING PLAN.
- SUPPLY AND SPREAD COTTAGE MULCH TO A DEPTH OF 50MM IN ALL GARDEN BEDS.
- USE 'AGRIFORM', 'OSMOCOTE' OR OTHER SIMILAR NITROGENOUS FERTILISER TO EACH PLANT AT MANUFACTURERS RECOMMENDED RATES.
- USE 2 NO. 50 X 50 X 1800MM LONG HARDWOOD STAKES WITH 2 NO. HESSIAN TIES TO SECURE EACH TREE.
- THE MAINTENANCE PERIOD WILL COMMENCE ON THE DATE OF PRACTICAL COMPLETION AND CONCLUDE AT THE END OF THE 3 MONTH DEFECTS LIABILITY PERIOD.
- ALL MAINTENANCE THEREAFTER ON THIS SITE WILL BECOME THE RESPONSIBILITY OF THE OWNER.
- DURING MAINTENANCE PERIOD INDUSTRY STANDARD HORTICULTURAL PRACTISES SHALL BE CARRIED OUT TO ENSURE THAT PLANTS ARE MAINTAINED IN A HEALTHY VIGOROUS CONDITION.



3 LANDSCAPING PLAN
Scale: 1:100

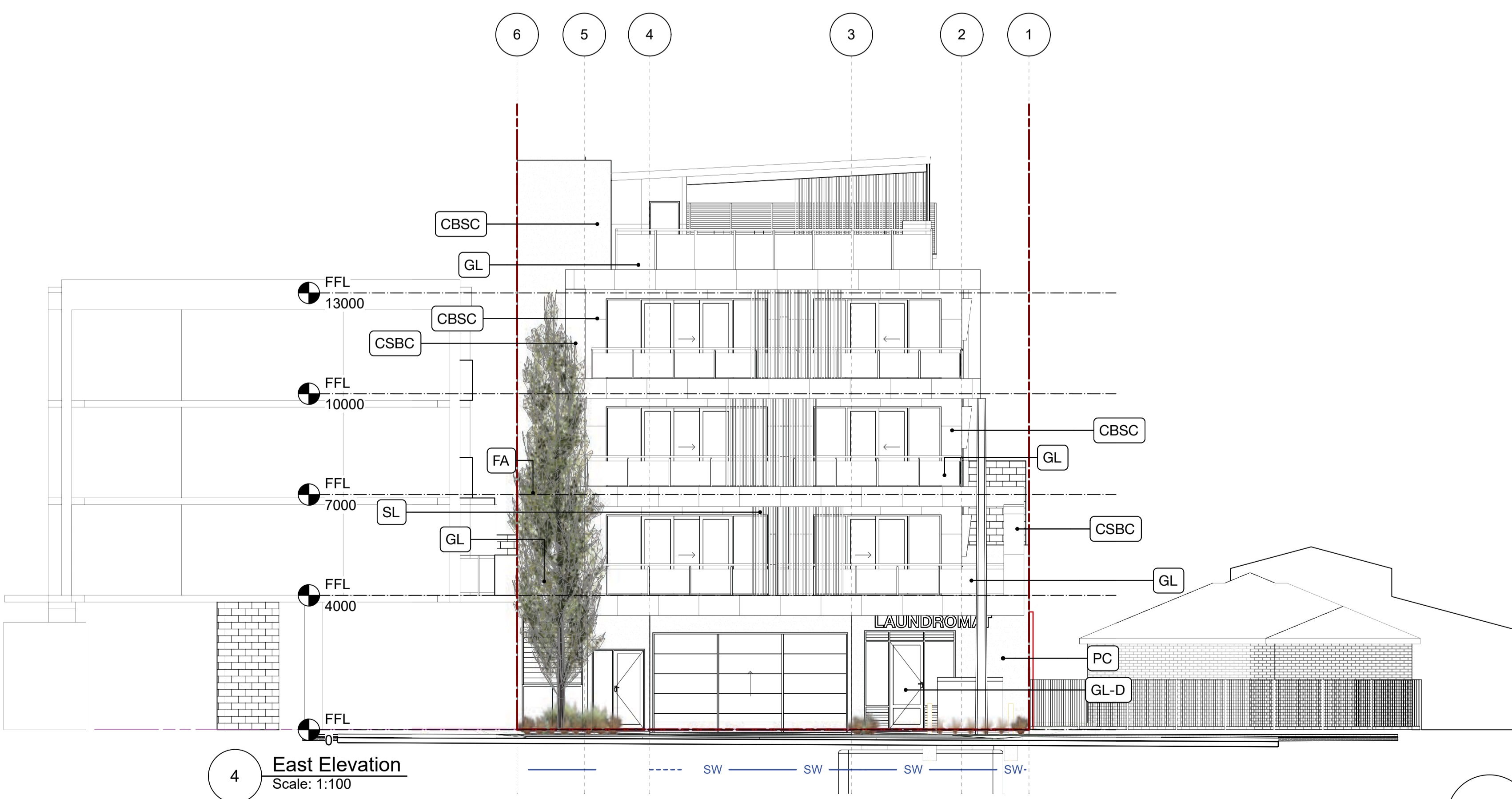
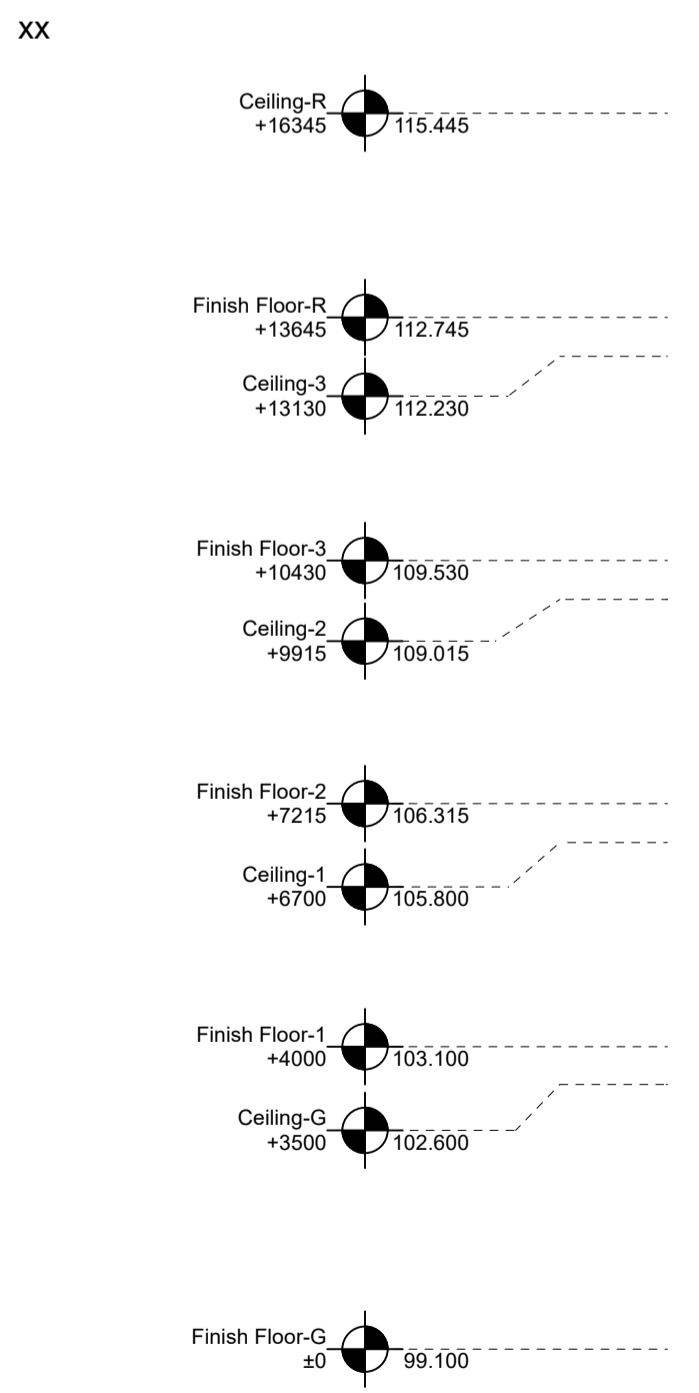


5 [Drawing Title]
Scale: 1:100

CHURCHILL ROAD

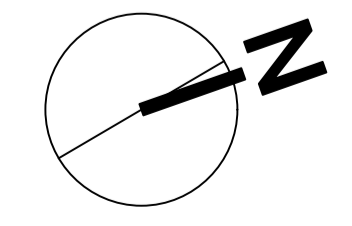
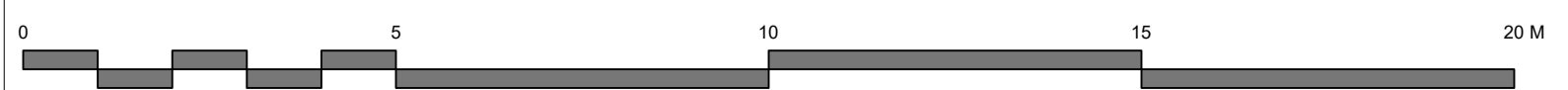
- SWEET MIST
Phormium tenax
Height - 40cm
Spread - 40cm
- PENNSTRIPE
Pennisetum alopecuroides
Height - 45cm
Spread - 45cm
- AUSSIE FLAT BUSH
Rhagodia spinescens
Height - 30cm to 50cm
Spread - 1m
- LOMBARDY POPLAR
Populus nigra 'Italica'
Max height - 20m
Max spread - 4m
Maintain at 6-8m high

1 [Drawing Title]
Scale: 1:100



4 East Elevation
Scale: 1:100

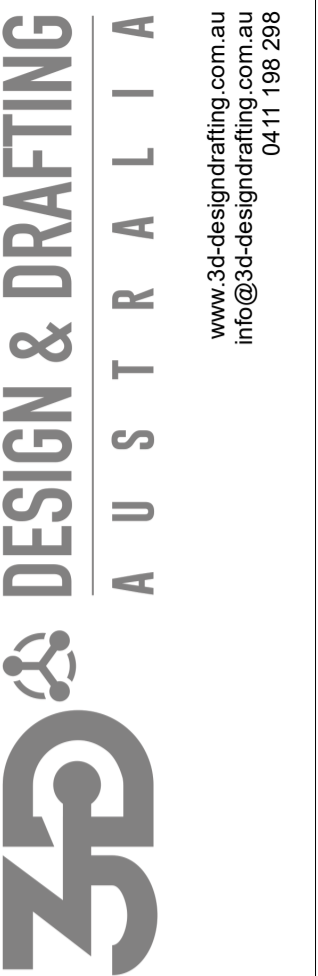
2 East Elevation
Scale: 1:100



PLANNING - 1/2/24

**Pinder Apartments
on Churchill**

212 Churchill Rd, Prospect SA 5082

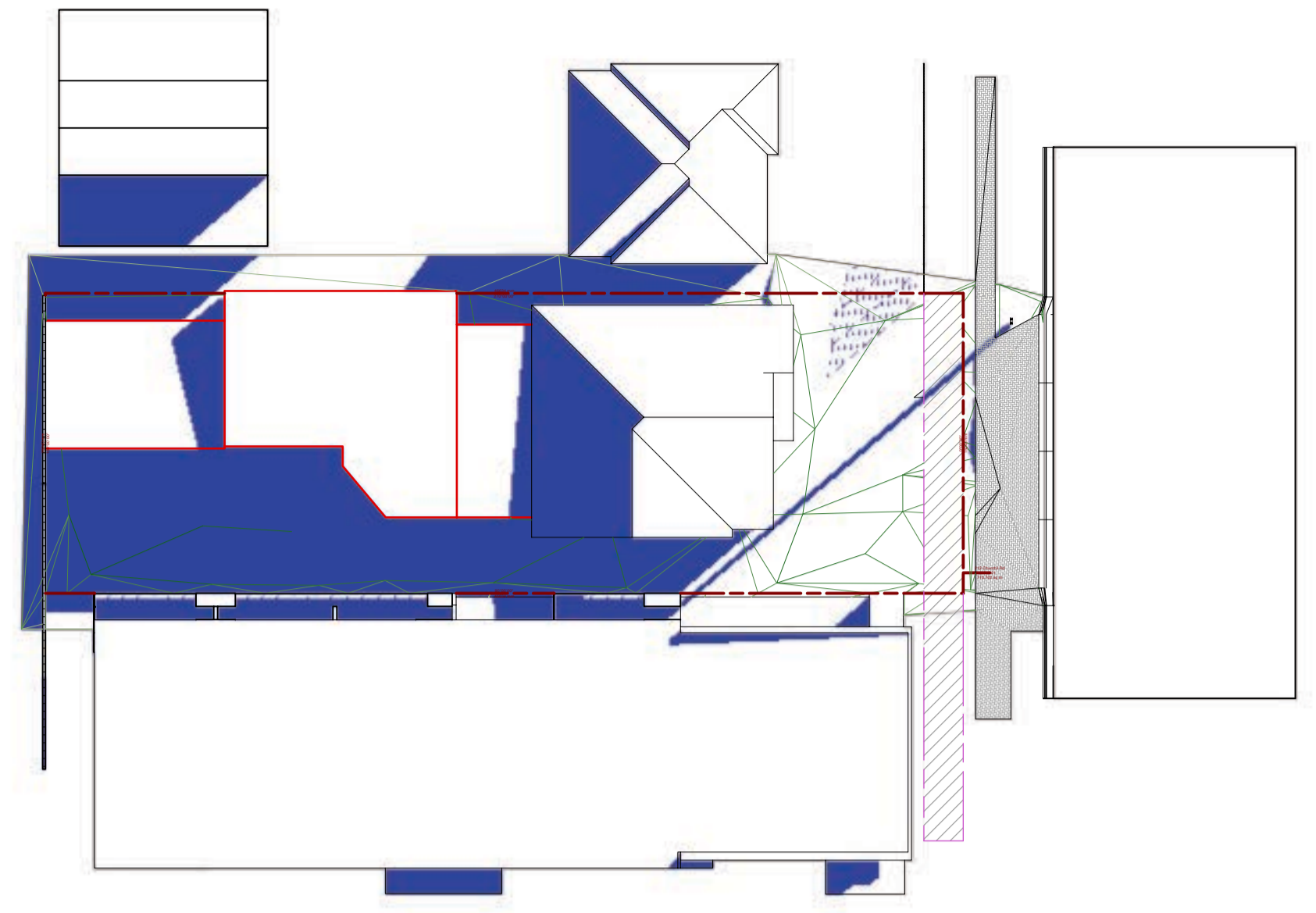


Project Title		
Builder / Contractor		
Fabricator / Manufacturer		
REV.	DATE	DESCRIPTION
F	31/1/2025	Planning Rev C updated
E	18/10/2024	Planning Rev C
D	24/6/2024	Revise GF waste area layout
B	11/7/2024	Planning RevB
A	1/2/2024	For Planning
NO.	DATE	ISSUE NOTE
Project Manager		Drawn By CP
Date	18/10/2024	Reviewed By CP
Project ID		123456789
Sheet Title		
Landscaping Plan GF		
Sheet size:		
Sheet No.		

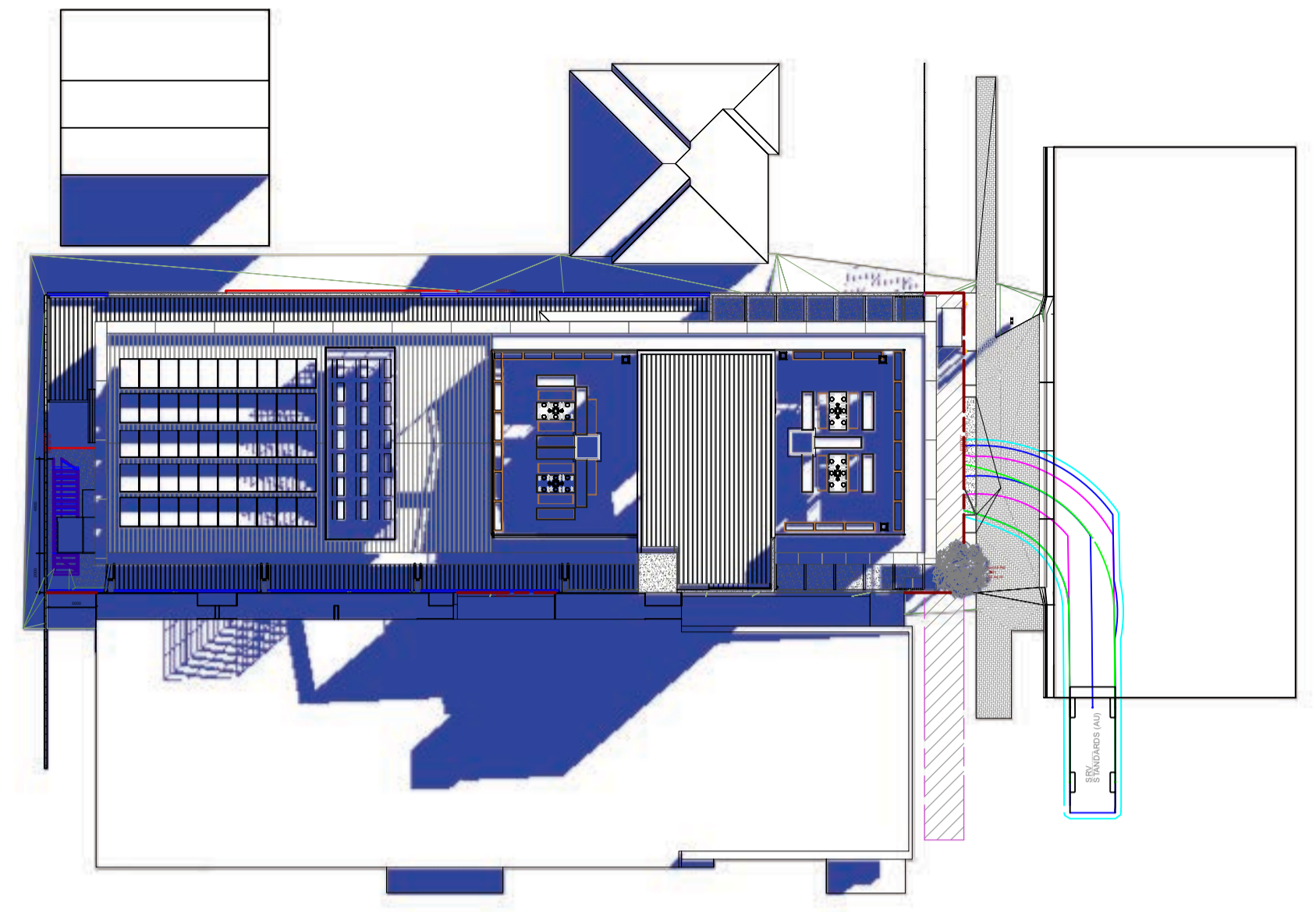
A1.10

12 11 10 9 8 7 6 5 4 3 2 1

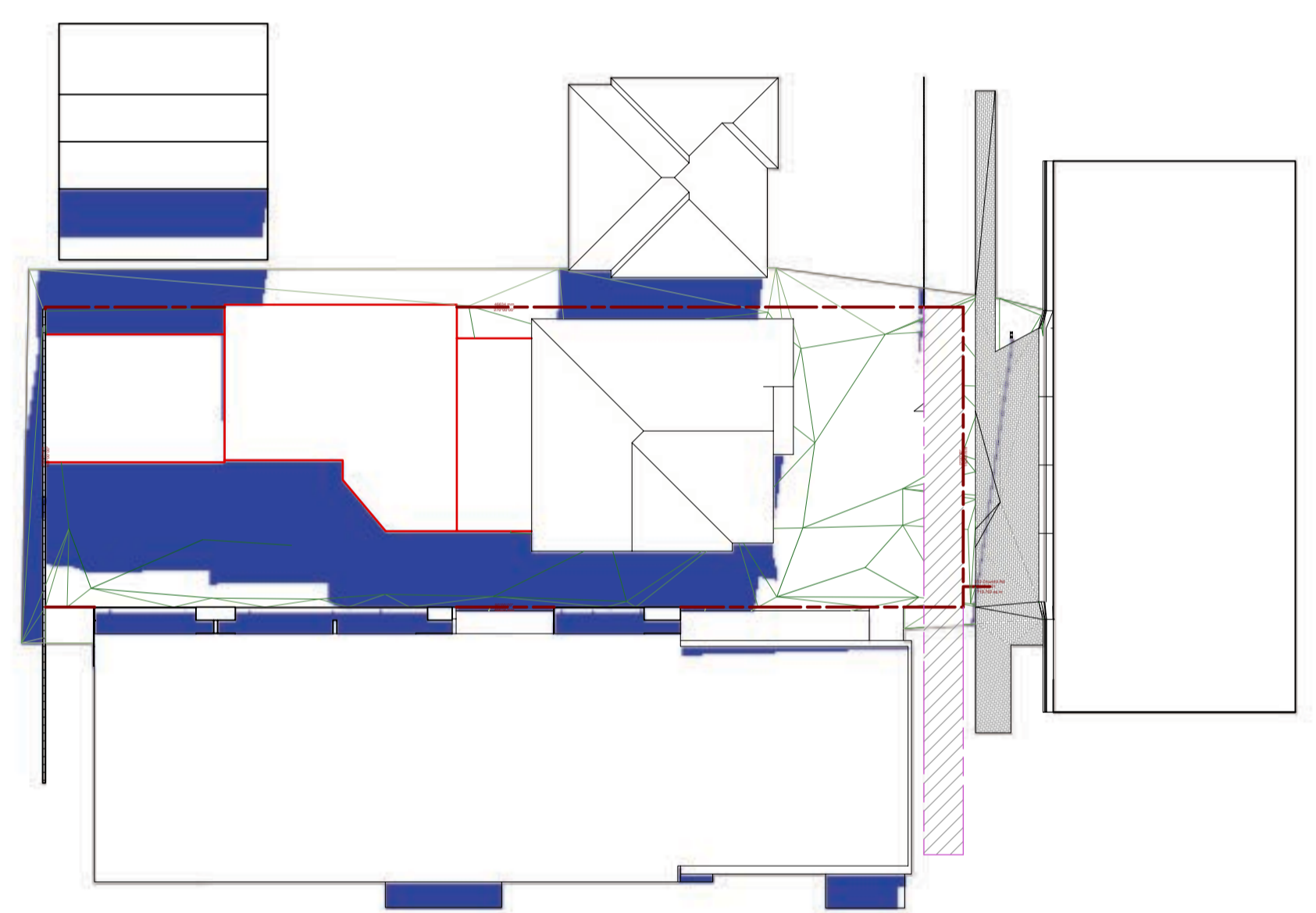
1 Winter Solstice - 9am
Scale: 1:300



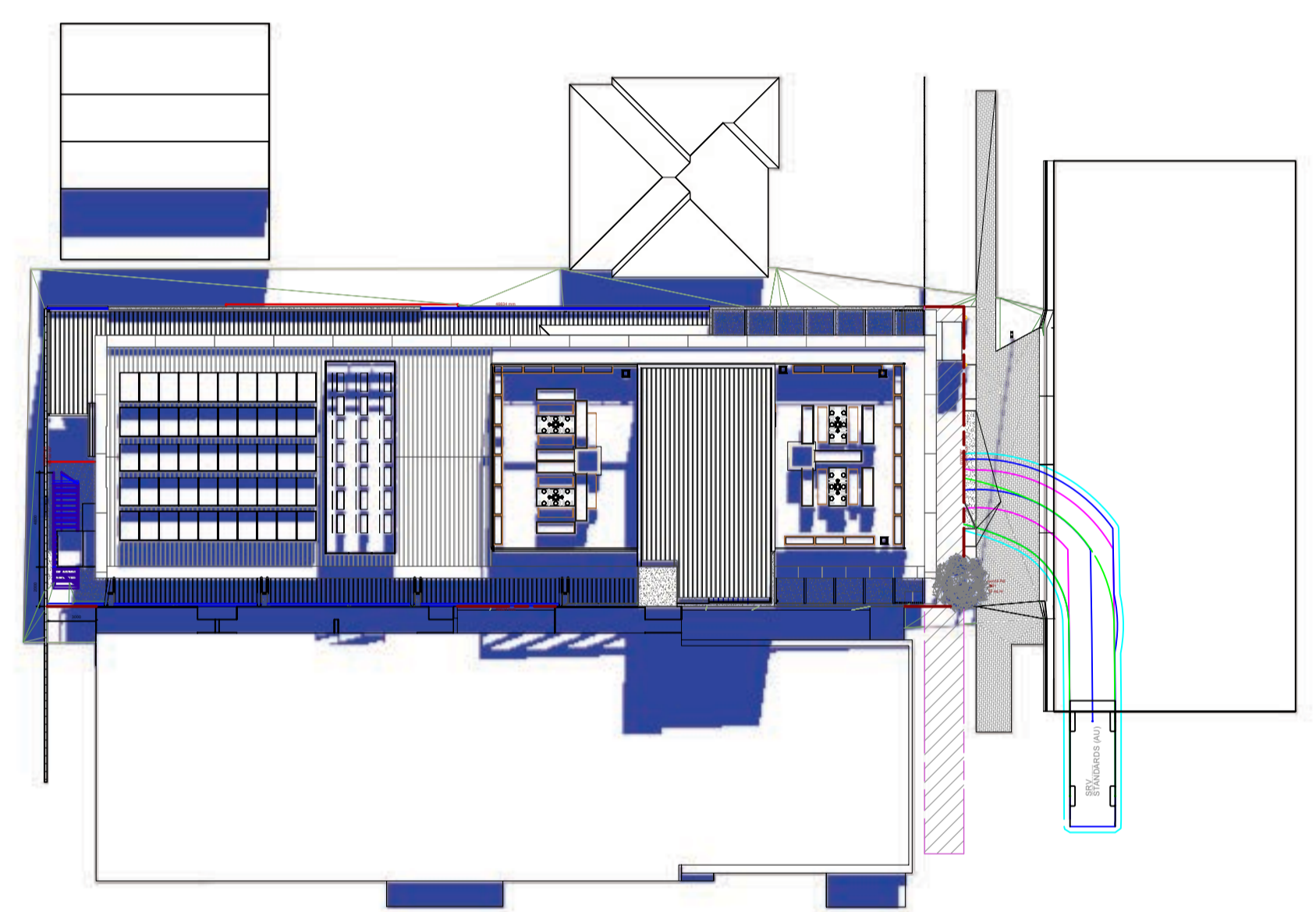
2 Winter Solstice - 9am
Scale: 1:300



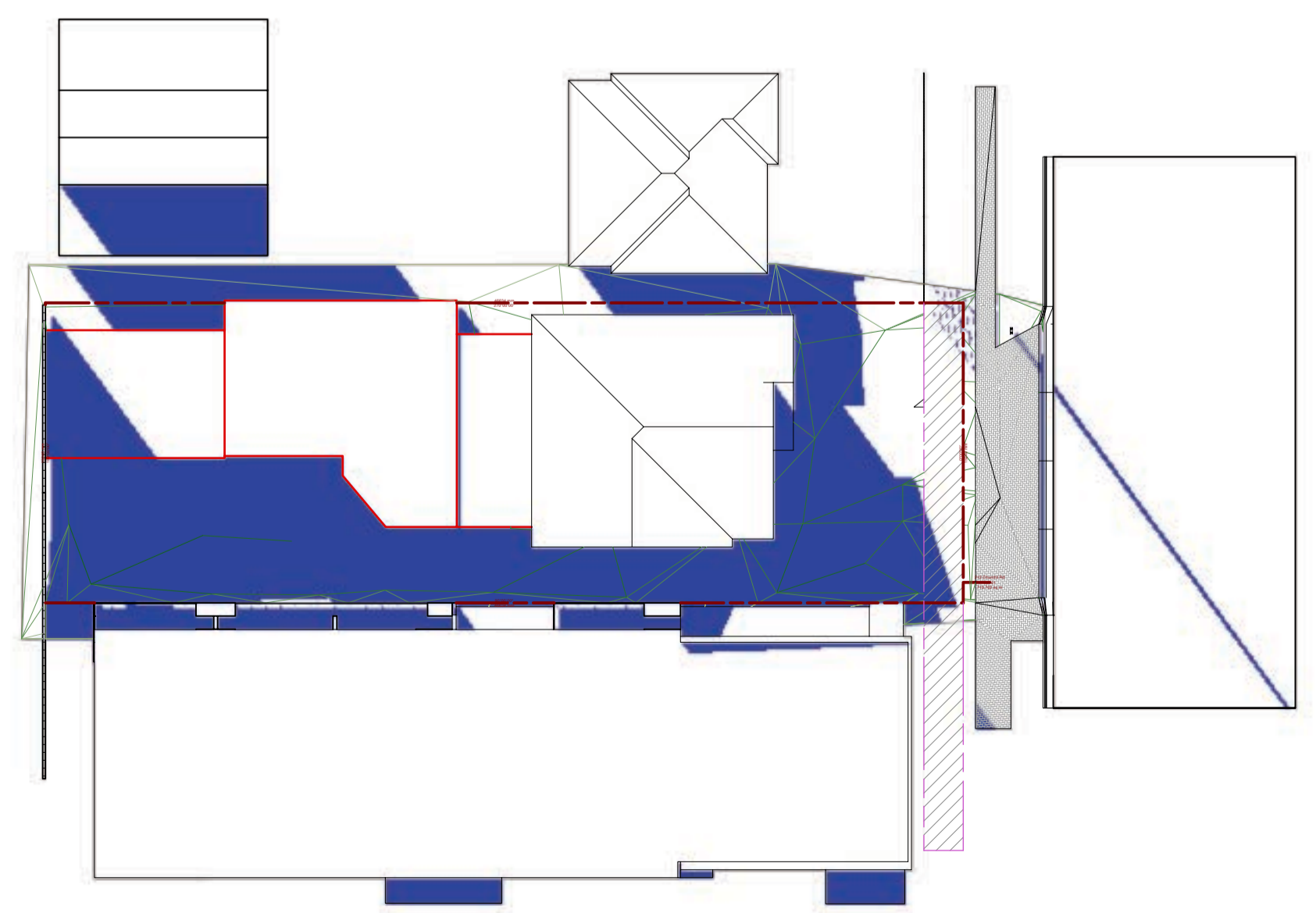
7 Winter Solstice - 9am
Scale: 1:300



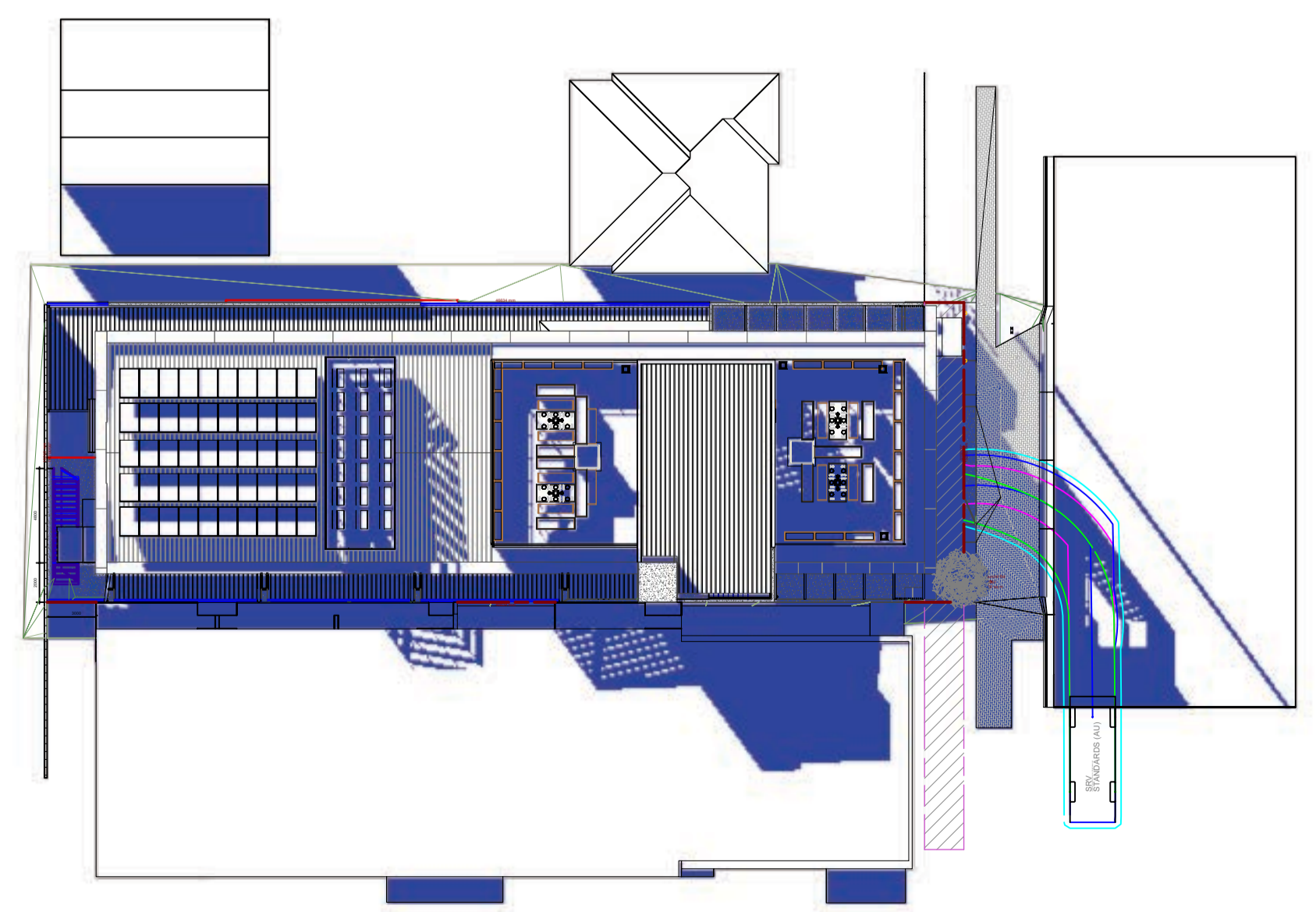
3 Winter Solstice - 9am
Scale: 1:300



8 Winter Solstice - 9am
Scale: 1:300



4 Winter Solstice - 9am
Scale: 1:300



Pinder Apartments on Churchill

212 Churchill Rd, Prospect SA 5082

Project Title

Builder / Contractor

Fabricator / Manufacturer

REV.	DATE	DESCRIPTION
F	31/1/2025	Planning Rev C updated
E	18/10/2024	Planning Rev C
D	24/6/2024	Revise GF waste area layout

NO.	DATE	ISSUE NOTE
B	11/7/2024	Planning RevB
A	1/2/2024	For Planning

Project Manager: Drawn By: CP

Date: 18/10/2024 Reviewed By: CP

Project ID: 123456789

Sheet Title

Overshadowing Plan

Sheet size:

Sheet No.

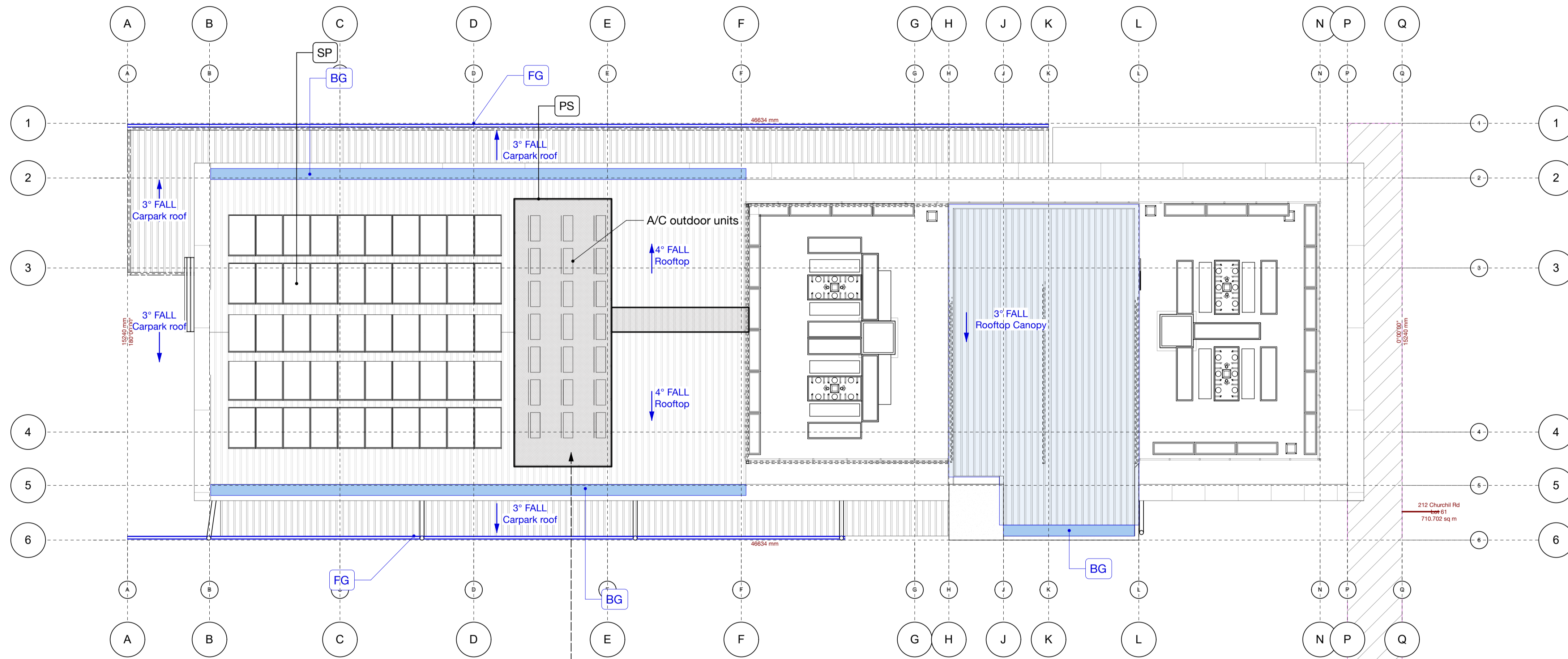
A1.11

12 11 10 9 8 7 6 5 4 3 2 1

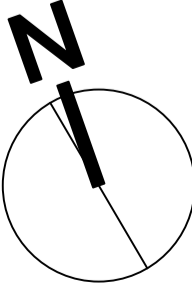
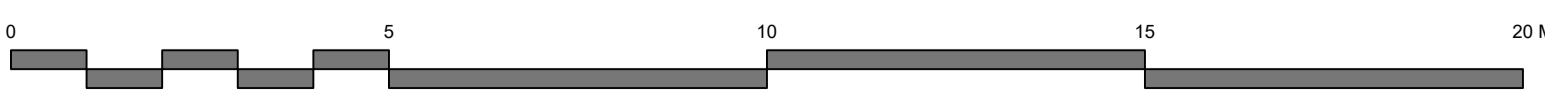
Description	Custom Space Name	Area
R4	Rooftop Exterior	200.33 sq m
R4	Rooftop Plant	34.95 sq m
R4	Rooftop Solar	85.45 sq m
		320.731

Notes

- PC.** PC
Pre Cast Concrete walls to lower ground floor
- CSBC.** CSBC
Feature Bulkheads
'Cemintel Surround Blackish' cladding
- CBSC.** CBSC
Upper External Walls
'Cemintel BareStone cladding'
- SL.** SL
Vertical feature aluminium slats
- WS.** WS
'Monument'
Window shroud
- SS.** SS
Sun shade awning
- FA.** FA
Feature Steel Arch
Powdercoated 'Monument'
- GL.** GL
Balustrade
Semi Frameless glass
1000mm high
- GL-D.** GL-D
Commercial Aluminium
Window / Door Frames
'Satin Black'
- GL-W.** GL-W
Commercial Aluminium
Window / Door Frames
Awning Window
'Satin Black'
- CR.** CR
Colorbond Roofing
'Trimdek' 0.42
'Shale Grey'
- SP.** SP
Solar Panels
- GN.** GN
Good neighbour Fencing
'Monument'
- PS.** PS
Rooftop Plant Screen
'Monumwnt'
- FG.** FG
Fascia Gutter
- BG.** BG
Box gutter
- LP.** LP
Louvre Panel
Powdercoated aluminium
Monument
- SIGN.** SIGN.
Laundromat signage
Acrylic 3D lettering with internal illumination
Approx 350mm high x 60mm thick letters
White acrylic / white internal lighting
- MS.** MS.
Perforated metal screening
Powdercoated in Monument



2 Rooftop Plan
Scale: 1:100



PLANNING - 1/2/24

CHURCHILL ROAD

Project Title	Pinder Apartments on Churchill	
Builder / Contractor		
Fabricator / Manufacturer		

REV.	DATE	DESCRIPTION
F	31/1/2025	Planning Rev C updated
E	18/10/2024	Planning Rev C
D	24/6/2024	Revise GF waste area layout

NO.	DATE	ISSUE NOTE
B	11/7/2024	Planning RevB
A	1/2/2024	For Planning

Project Manager	Drawn By	CP
Date	Reviewed By	CP
Project ID	123456789	

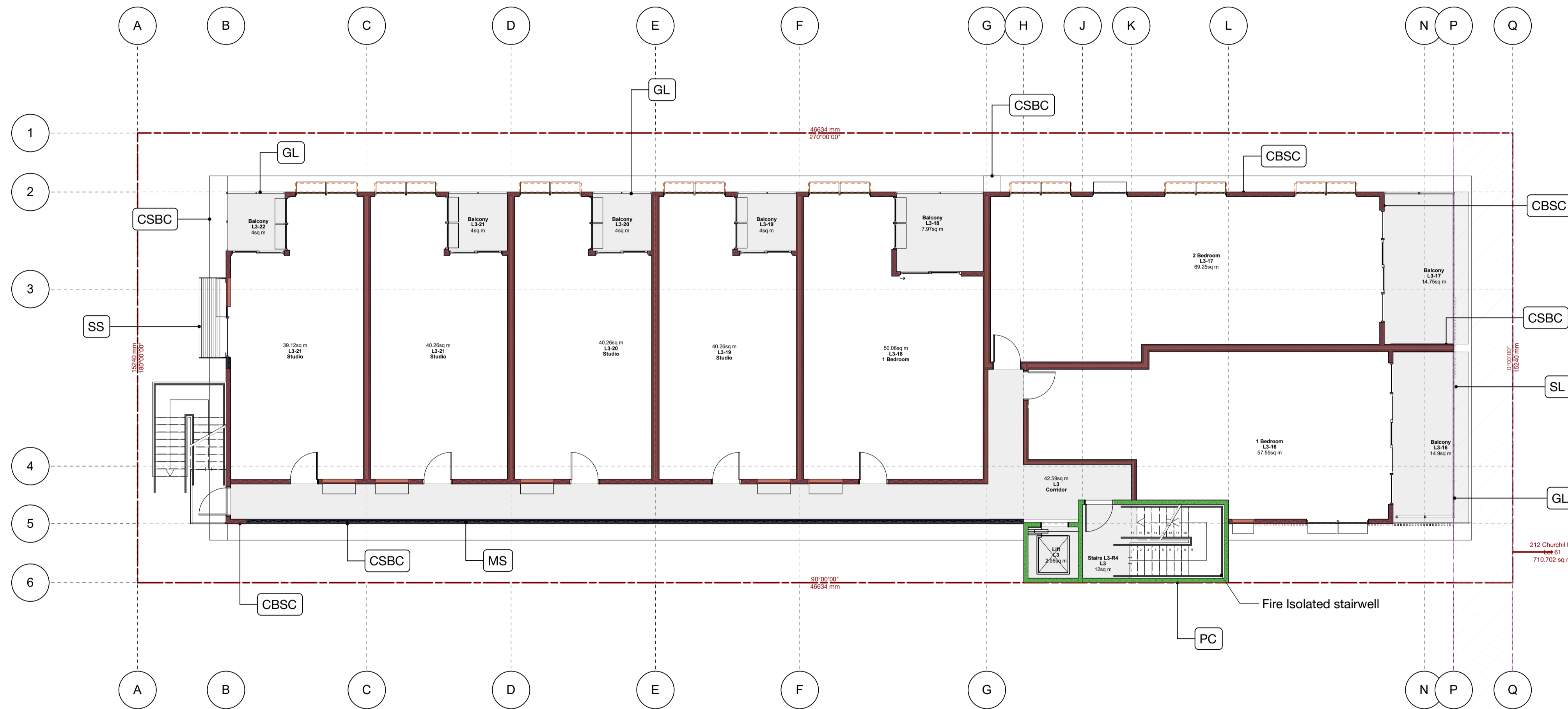
Sheet Title	Rooftop Plan
Sheet size	
Sheet No.	

A1.12

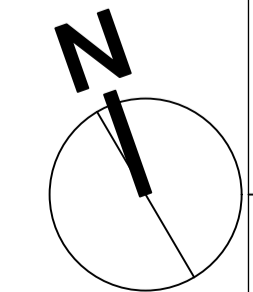
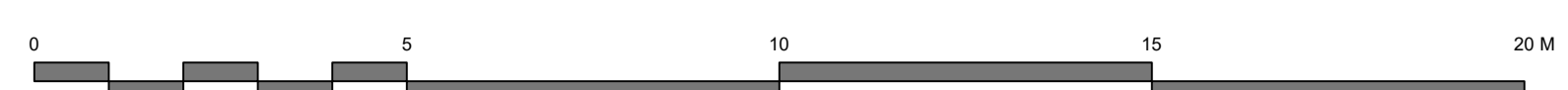
Description	Custom Space Name	Area
L3	Corridor	42.59 sq m
L3	Lift	2.96 sq m
L3	Stairs L3-R4	12 sq m
L3-16	1 Bedroom	57.55 sq m
L3-16	Balcony	14.9 sq m
L3-17	2 Bedroom	69.25 sq m
L3-17	Balcony	14.75 sq m
L3-18	1 Bedroom	50.08 sq m
L3-18	Balcony	7.97 sq m
L3-19	Balcony	4 sq m
L3-19	Studio	40.26 sq m
L3-20	Balcony	4 sq m
L3-20	Studio	40.26 sq m
L3-21	Balcony	4 sq m
L3-21	Studio	39.12 sq m
L3-21	Studio	40.26 sq m
L3-22	Balcony	4 sq m
		447.921

Notes

- PC.** PC
Pre Cast Concrete walls to lower ground floor
- CSBC.** CSBC
Feature Bulkheads
'Cemintel Surround Blackish' cladding
- CBSC.** CBSC
Upper External Walls
'Cemintel BareStone cladding'
- SL.** SL
Vertical feature aluminium slats
- WS.** WS
Window shroud
- SS.** SS
Sun shade awning
- FA.** FA
Feature Steel Arch
Powdercoated 'Monument'
- GL.** GL
Balustrade
Semi Frameless glass
1000mm high
- GL-D.** GL-D
Commercial Aluminium
Window / Door Frames
'Satin Black'
- GL-W.** GL-W
Commercial Aluminium
Window / Door Frames
Awning Window
'Satin Black'
- CR.** CR
Colorbond Roofing
'Trimdek' 0.42
'Shale Grey'
- SP.** SP
Solar Panels
- GN.** GN
Good neighbour Fencing
'Monument'
- PS.** PS
Rooftop Plant Screen
'Monumwnt'
- FG.** FG
Fascia Gutter
- BG.** BG
Box gutter
- LP.** LP
Louvre Panel
Powdercoated aluminium
Monument
- SIGN.** SIGN
Laundromat signage
Acrylic 3D lettering with internal illumination
Approx 350mm high x 60mm thick letters
White acrylic / white internal lighting
- MS.** MS
Perforated metal screening
Powdercoated in Monument



2 3rd Floor plan
Scale: 1:100



PLANNING - 1/2/24

3D DESIGN & DRAFTING AUSTRALIA
www.3d-designdrafting.com.au
info@3d-designdrafting.com.au
0411 188 288

Pinder Apartments on Churchill
212 Churchill Rd, Prospect SA 5082

Project Title	Pinder Apartments on Churchill	
Builder / Contractor		
Fabricator / Manufacturer		

REV.	DATE	DESCRIPTION
F	31/1/2025	Planning Rev C updated
E	18/10/2024	Planning Rev C
D	24/6/2024	Revise GF waste area layout

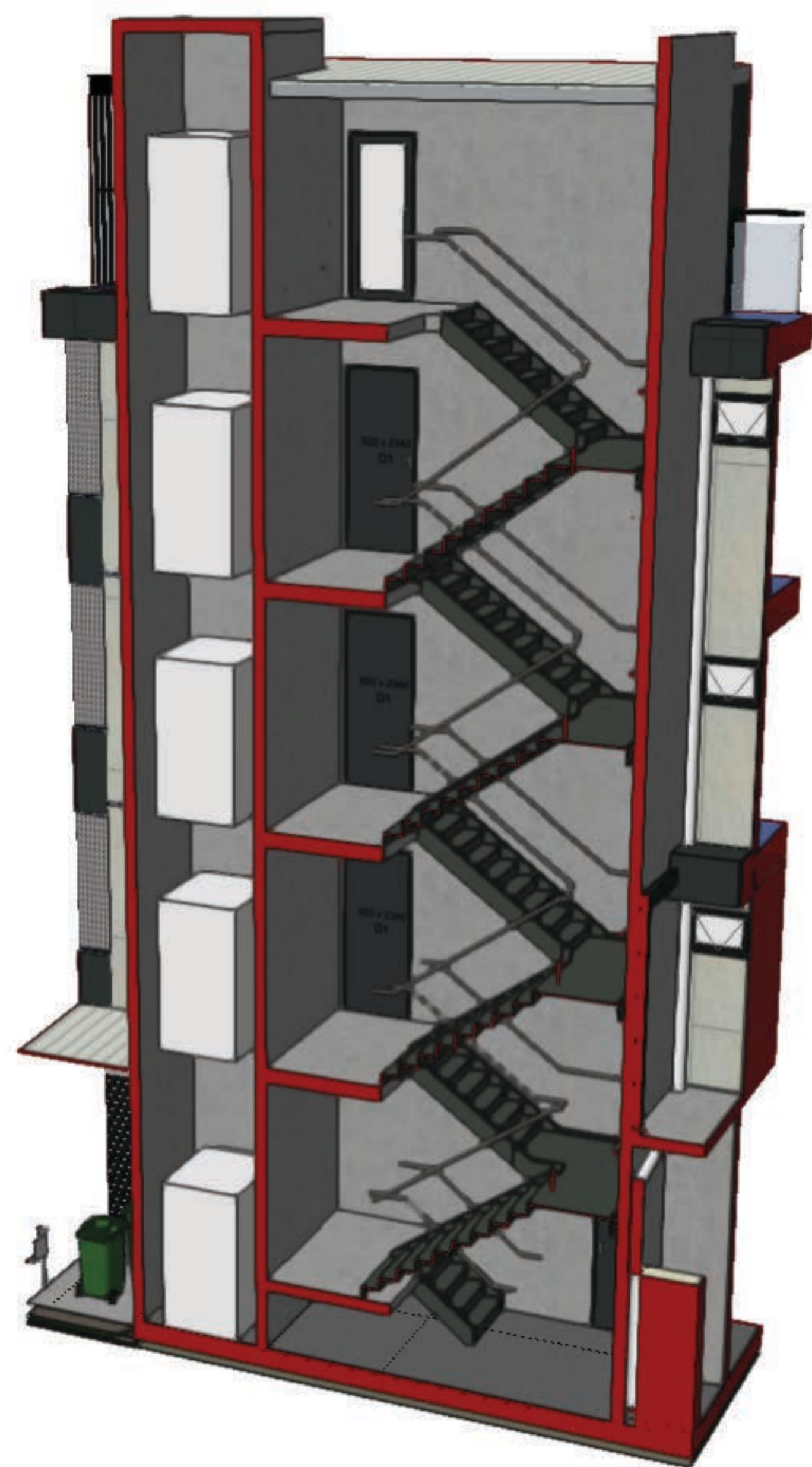
NO.	DATE	ISSUE NOTE
B	11/7/2024	Planning RevB
A	1/2/2024	For Planning

Project Manager	Drawn By	CP
Date	Reviewed By	CP
Project ID	123456789	
Sheet Title	Typ wall layouts	
Sheet size		
Sheet No.		

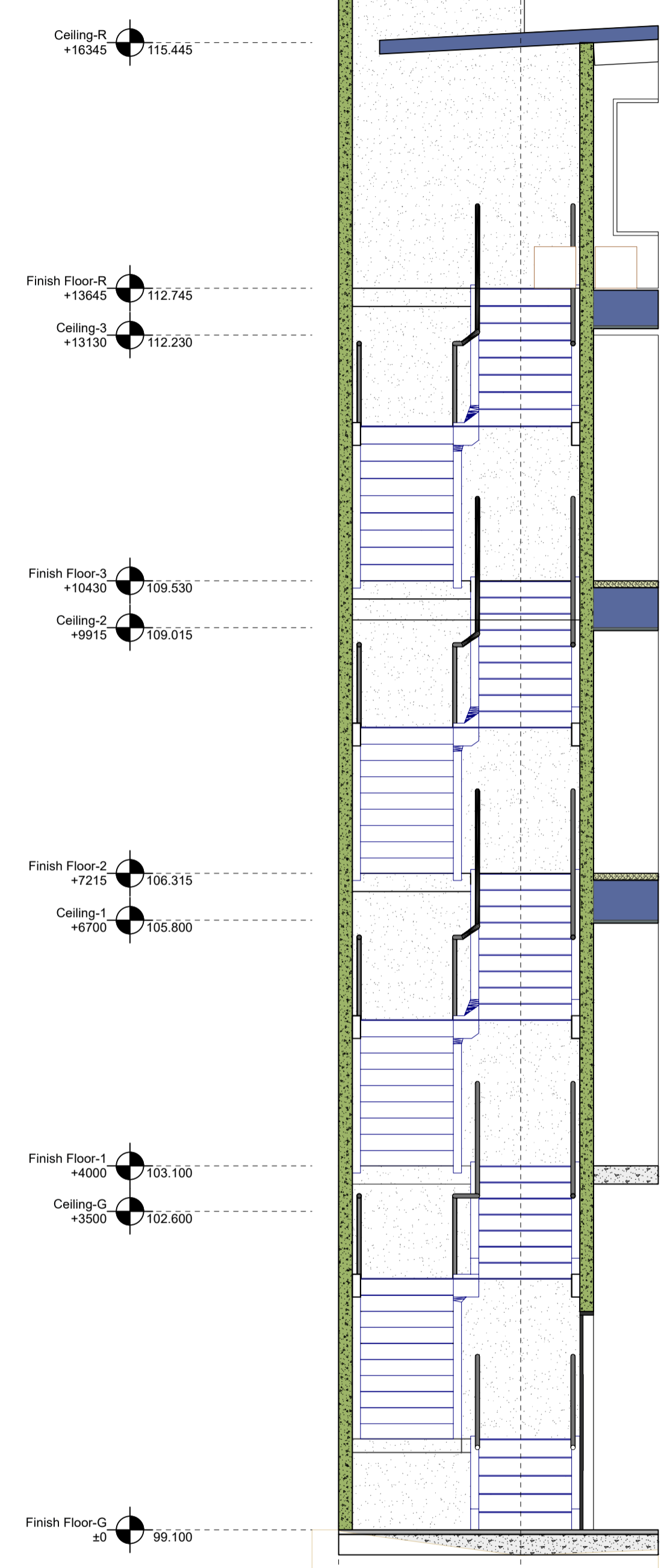
A1.13

12 11 10 9 8 7 6 5 4 3 2 1

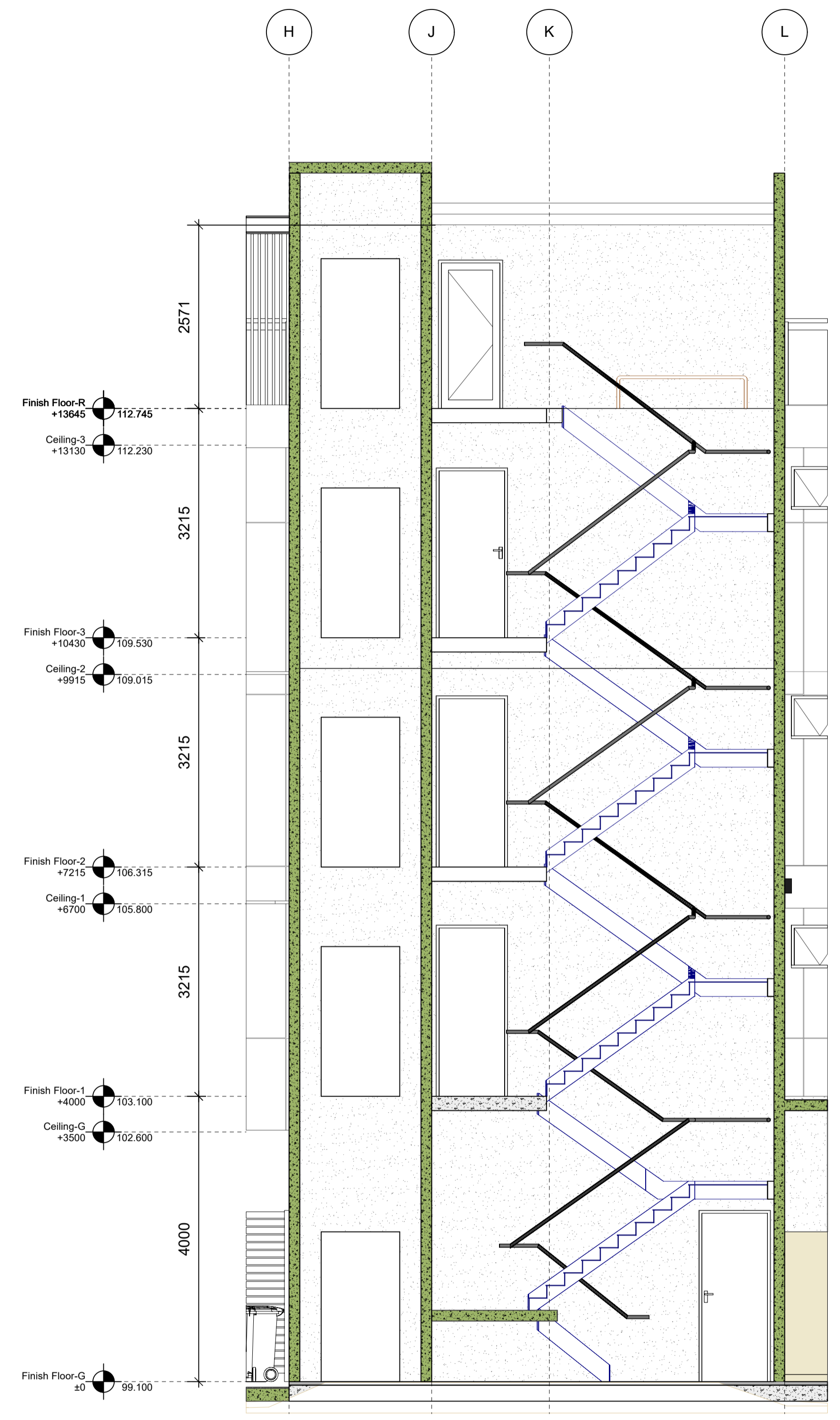
I
H
G
F
E
D
C
B
A



4 [Drawing Title]
Scale: 1:50



3 Fire stair section
Scale: 1:50



2 Fire stair section
Scale: 1:50

1. TGSi TO BE INSTALLED IN ACCORDANCE WITH AS 1428.4.1
2. LUMINANCE CONTRAST FOR TGSi TO BE 60%.
3. ALL STAIRCASE TO BE EQUIPPED WITH NOSING STRIP AS ACCORDING TO AS 1428.1
4. LUMINANCE CONTRAST FOR INLAID NOSING STRIP OF 30%
5. INLAID NOSING STRIP TO BE BETWEEN 50mm TO 75mm, WITH MAXIMUM OF 15mm SET BACK TO MEET AS1428.1:2021.
6. P3 SLIP RESISTANT FOR INTERNAL STAIRS NOSING STRIP AND P4 SLIP RESISTANT FOR EXTERNAL STAIRS NOSING STRIP
7. RAMPS STEEPER THAN 1:14 P4 OR R11 SLIP RESISTANCE.
8. EXTERIOR STAIR LANDINGS P4 OR R11 SLIP RESISTANCE.
9. INTERIOR STAIR LANDINGS P3 OR R10 SLIP RESISTANCE.
10. Contrasting strips required between 50mm and 75mm in depth, extending across the full width of each stair nosing with a minimum luminance contrast of 30% to the background in accordance with AS1428.1, Clauses 11.1(f) & 11.1(g).

Project Title	Pinder Apartments on Churchill	
Builder / Contractor		
Fabricator / Manufacturer		

REV.	DATE	DESCRIPTION
F	31/1/2025	Planning Rev C updated
E	18/10/2024	Planning Rev C
D	24/6/2024	Revise GF waste area layout

NO.	DATE	ISSUE NOTE
B	11/7/2024	Planning RevB
A	1/2/2024	For Planning

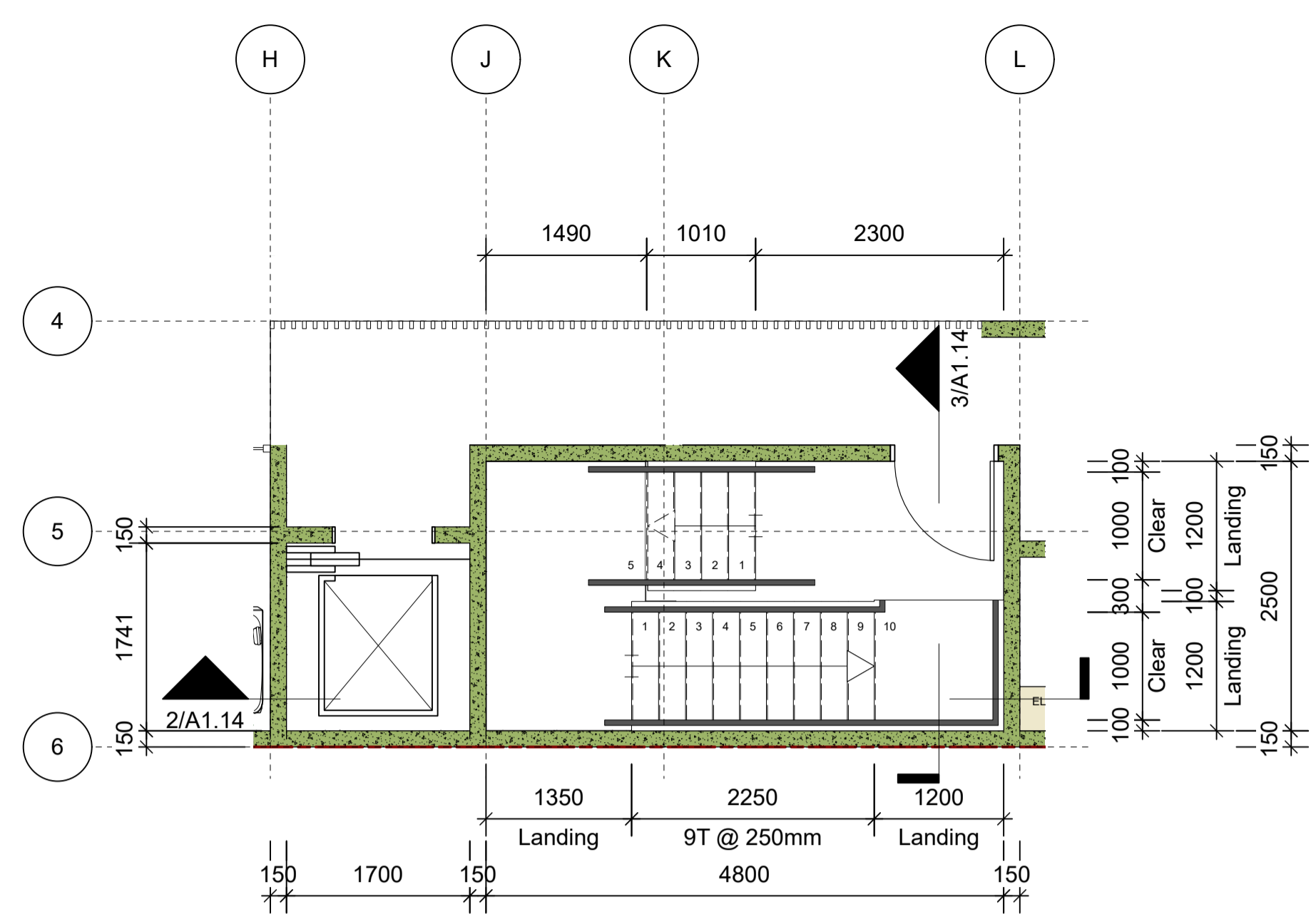
Project Manager	Drawn By	CP
Date	Reviewed By	CP
Project ID	123456789	

Sheet Title
Fire stair 1 - Sections

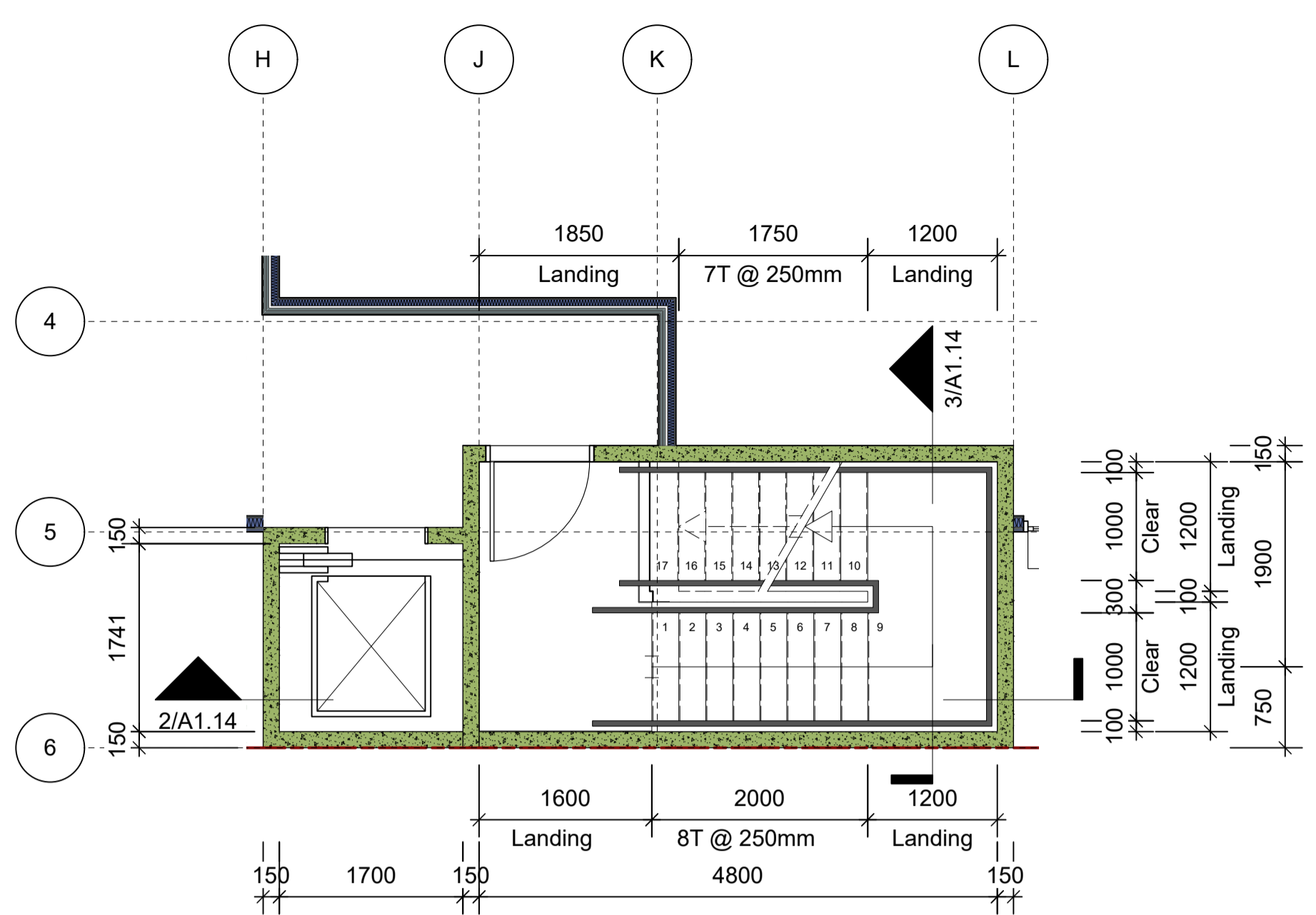
Sheet No.

12 11 10 9 8 7 6 5 4 3 2 1

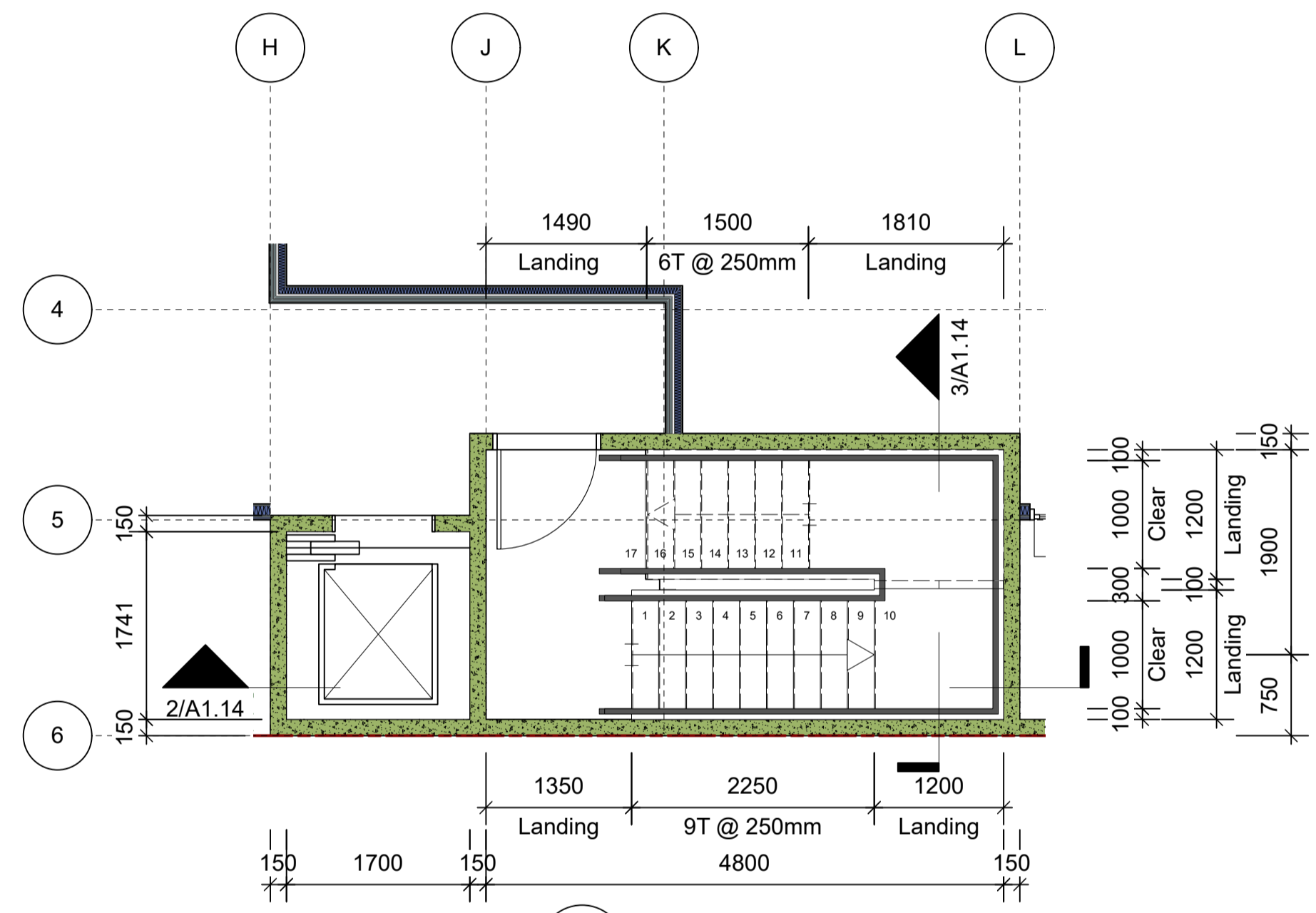
1. TSSI TO BE INSTALLED IN ACCORDANCE WITH AS 1428.4.1
2. LUMINANCE CONTRAST FOR TSSI TO BE 80%
3. ALL STAIRCASE TO BE EQUIPPED WITH NOSING STRIP AS ACCORDING TO AS 1428.1
4. LUMINANCE CONTRAST FOR INLAID NOSING STRIP OF 30%
5. INLAID NOSING STRIP TO BE BETWEEN 50mm TO 75mm, WITH MAXIMUM OF 15mm SET BACK TO MEET AS1428.1:2021.
6. P3 SLIP RESISTANT FOR INTERNAL STAIRS NOSING STRIP AND P4 SLIP RESISTANT FOR EXTERNAL STAIRS NOSING STRIP
7. RAMPS STEEPER THAN 1:14 P4 OR R11 SLIP RESISTANCE.
8. EXTERIOR STAIR LANDINGS P4 OR R11 SLIP RESISTANCE.
9. INTERIOR STAIR LANDINGS P3 OR R10 SLIP RESISTANCE.
10. Contrasting strips required between 50mm and 75mm in depth, extending across the full width of each stair nosing with a minimum luminance contrast of 30% to the background in accordance with AS1428.1, Clauses 11.1(f) & 11.1(g).



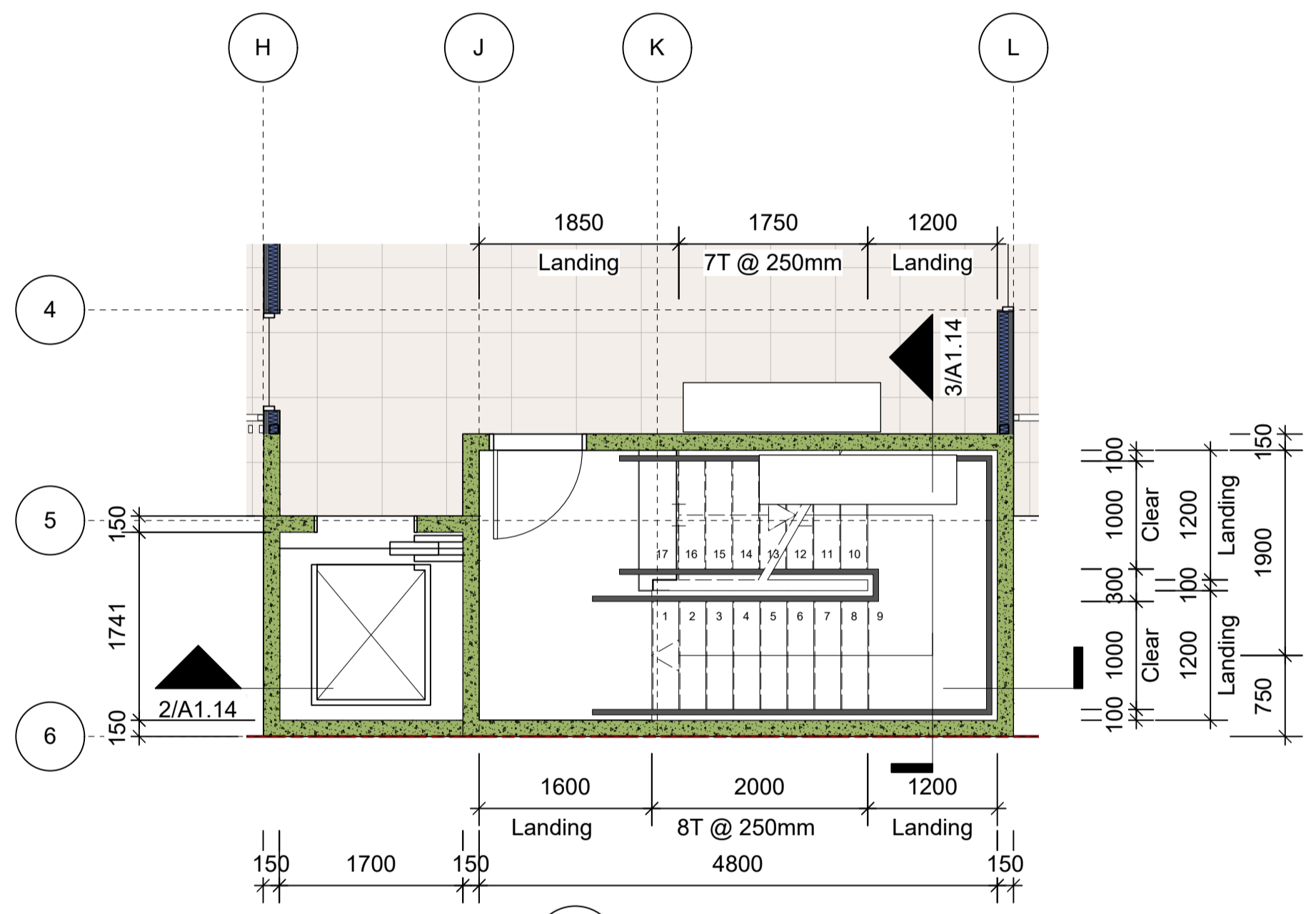
2 FS1 Ground floor plan
Scale: 1:50



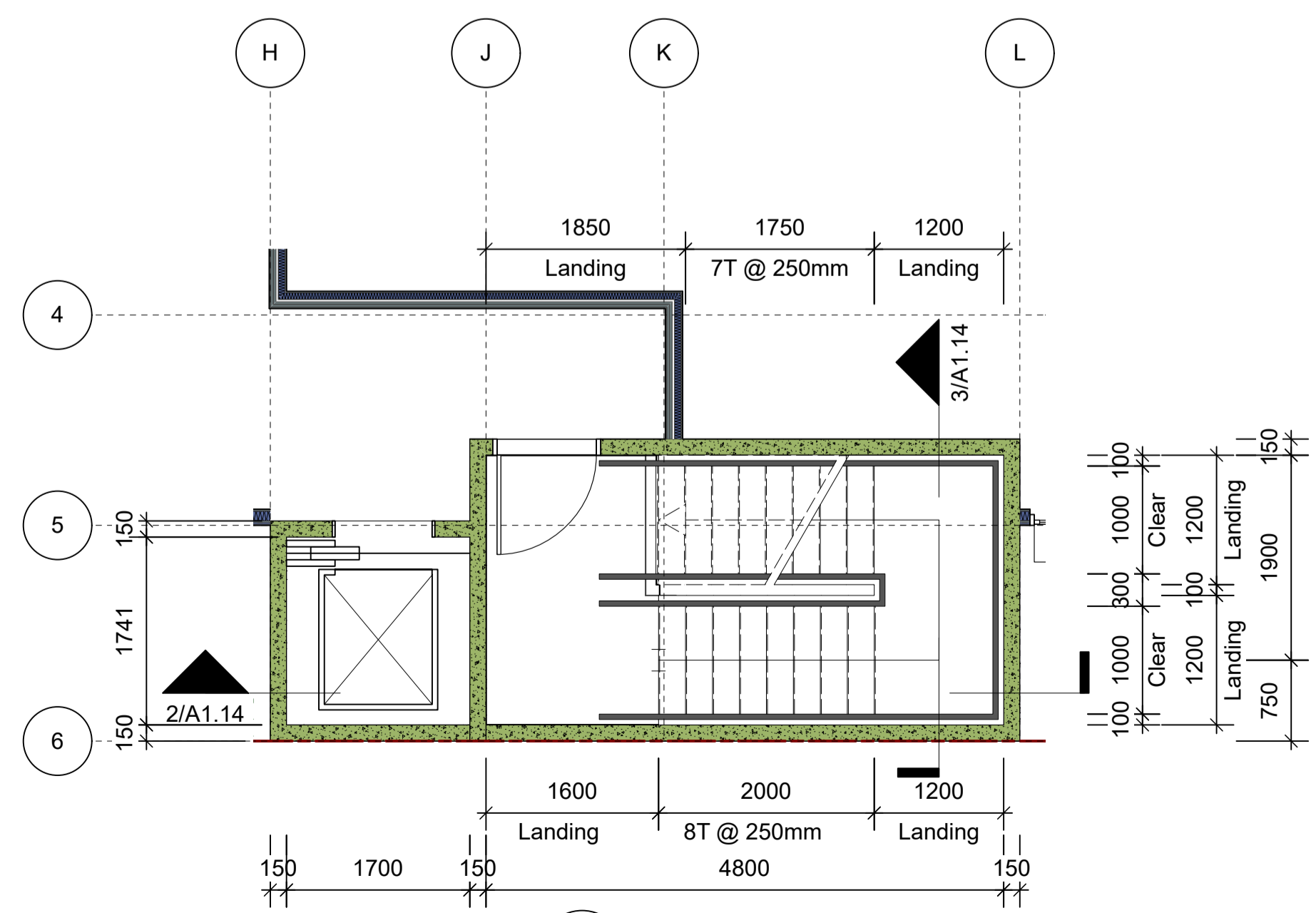
1 FS1 3rd floor plan
Scale: 1:50



3 FS1 1st floor plan
Scale: 1:50

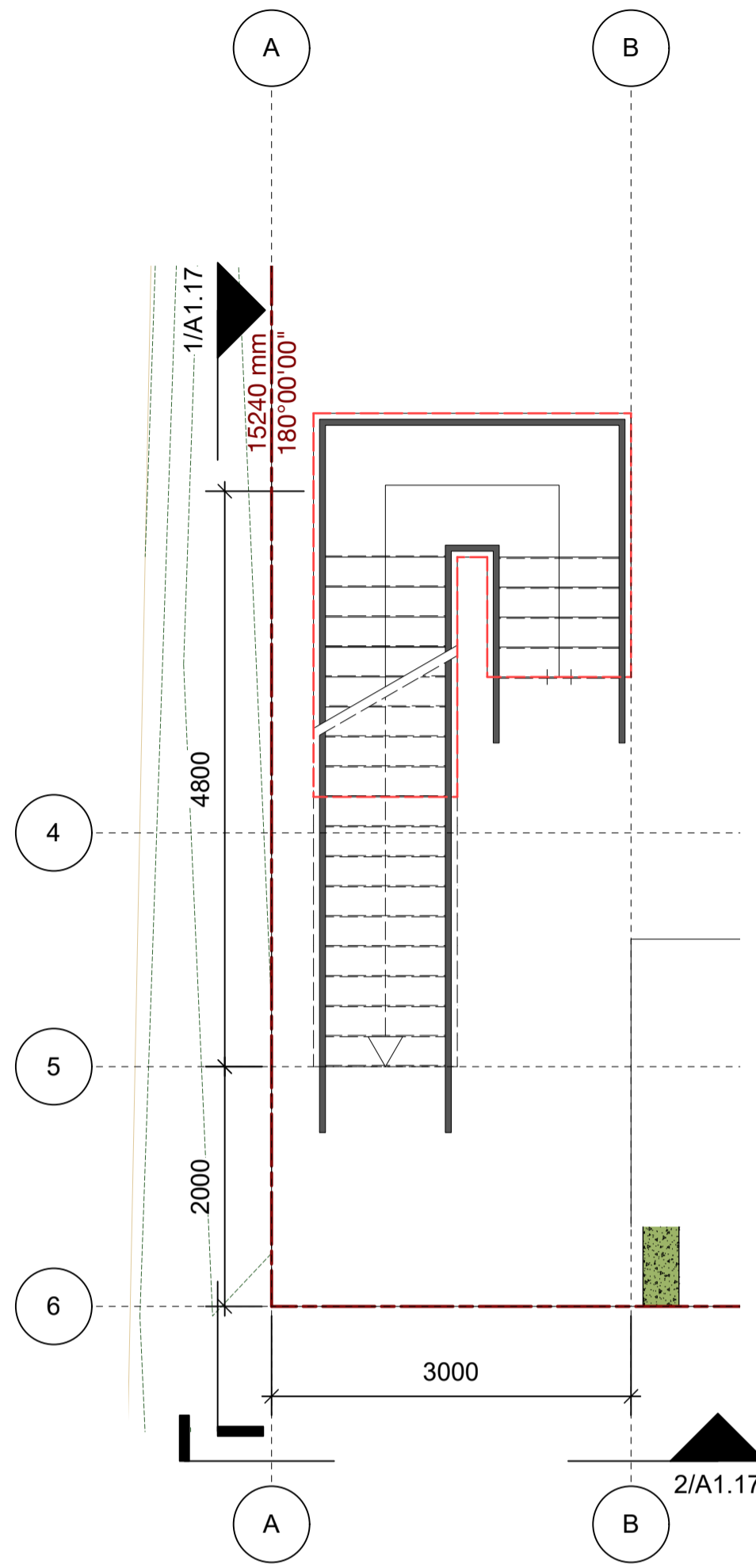


5 FS1 rooftop floor plan
Scale: 1:50

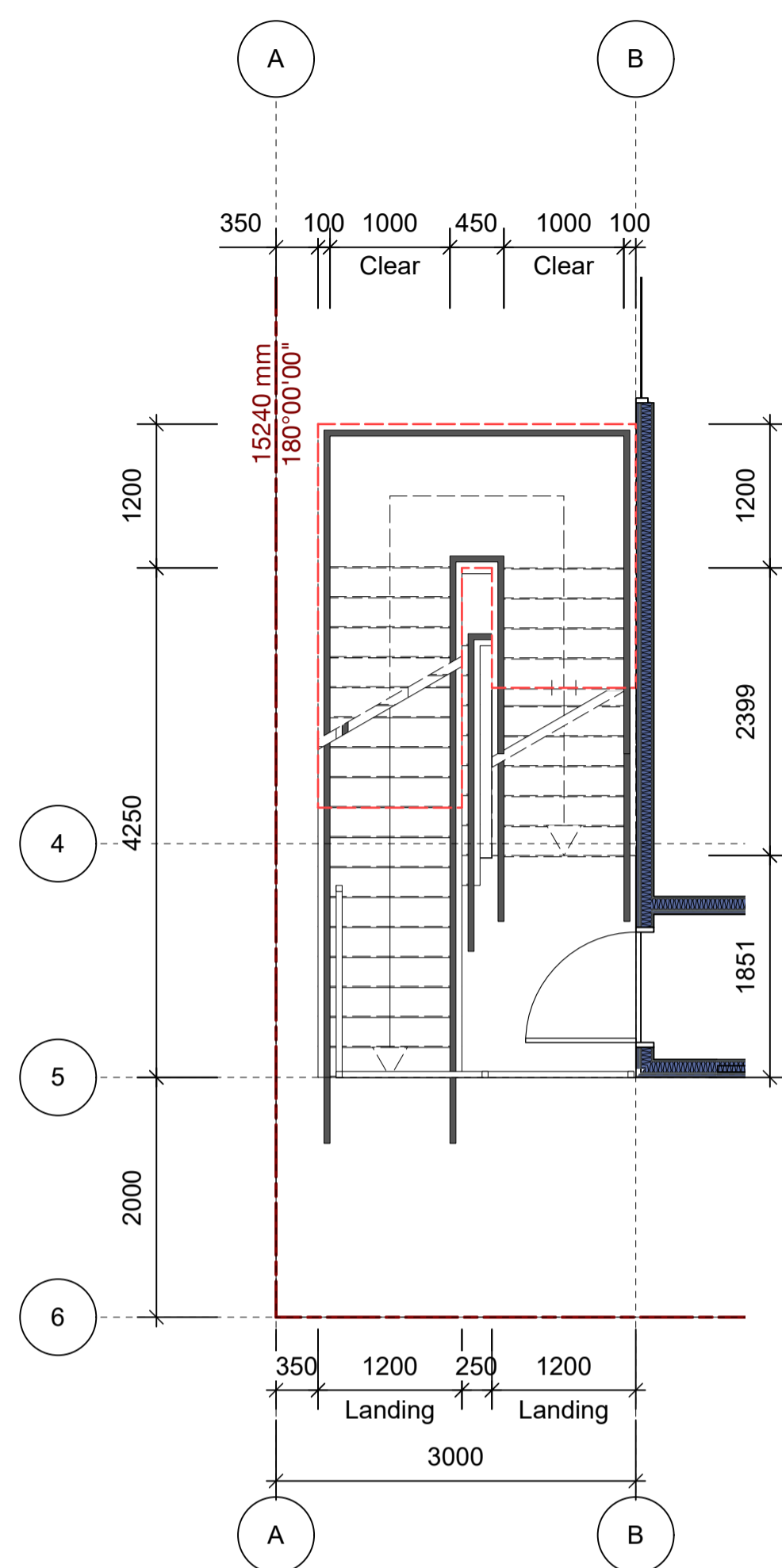


4 FS1 2nd floor plan
Scale: 1:50

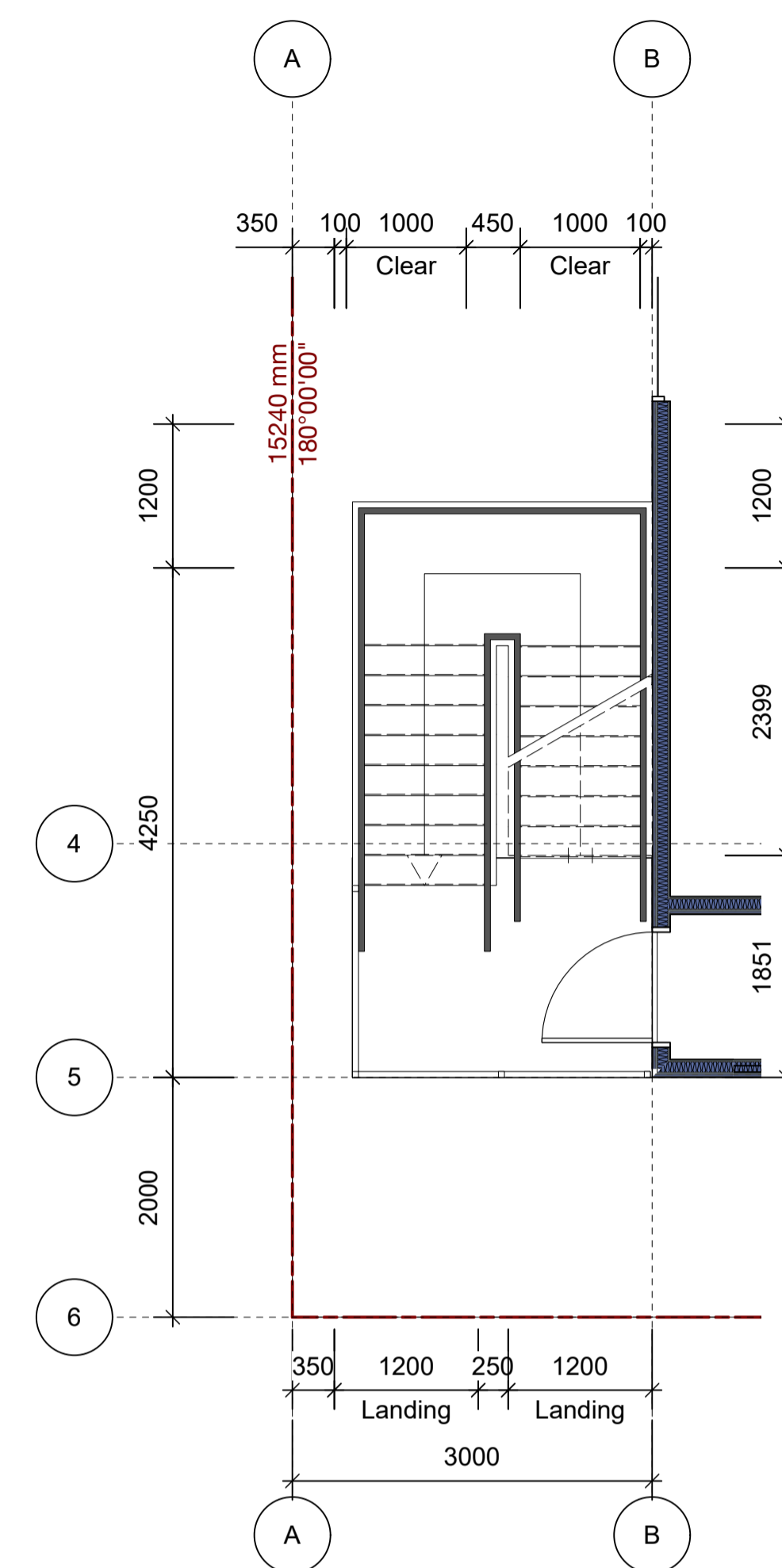
Project Title		
Builder / Contractor		
Fabricator / Manufacturer		
REV.	DATE	DESCRIPTION
F	31/1/2025	Planning Rev C updated
E	18/10/2024	Planning Rev C
D	24/6/2024	Revise GF waste area layout
B	11/7/2024	Planning RevB
A	1/2/2024	For Planning
NO.	DATE	ISSUE NOTE
Project Manager		Drawn By
Date		Reviewed By
Project ID		
123456789		
Sheet Title		
Fire stair 1 - Plan		
Sheet size		
Sheet No.		



2 FS2 Ground floor plan
Scale: 1:50



1 FS2 1st floor plan
Scale: 1:50



3 FS2 1st floor plan
Scale: 1:50

**Pinder Apartments
on Churchill**

212 Churchill Rd, Prospect SA 5082



Project Title

Builder / Contractor

Fabricator / Manufacturer

F	31/1/2025	Planning Rev C updated
E	18/10/2024	Planning Rev C
D	24/6/2024	Revise GF waste area layout

REV. DATE DESCRIPTION

B	11/7/2024	Planning RevB
A	1/2/2024	For Planning

NO. DATE ISSUE NOTE

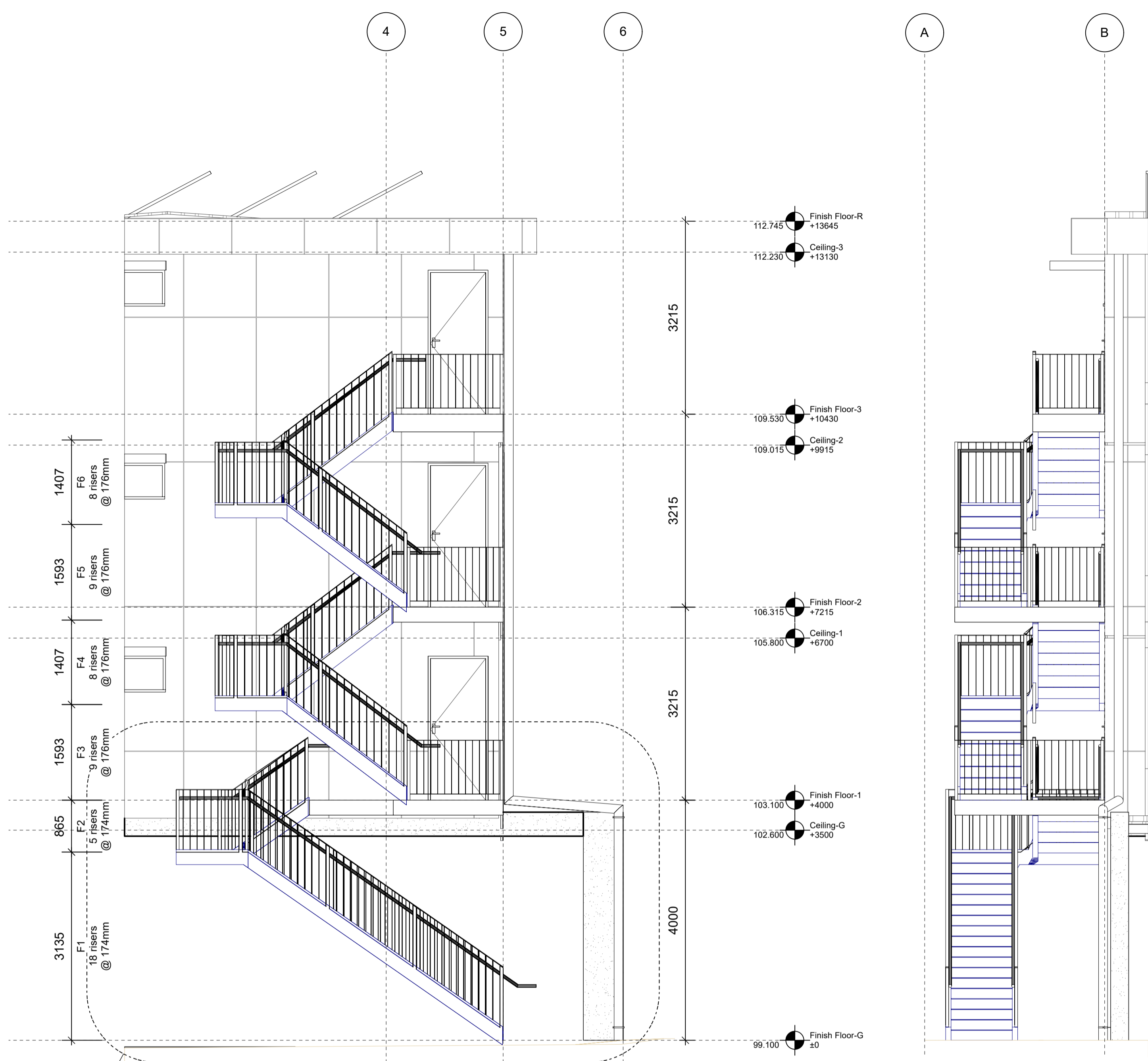
Project Manager	Drawn By
Date	Reviewed By
Project ID	123456789

Sheet Title
Fire stair 2 - Plan
Sheet size:
Sheet No.

A1.16

12 11 10 9 8 7 6 5 4 3 2 1

I
H
G
F
E
D
C
B
A

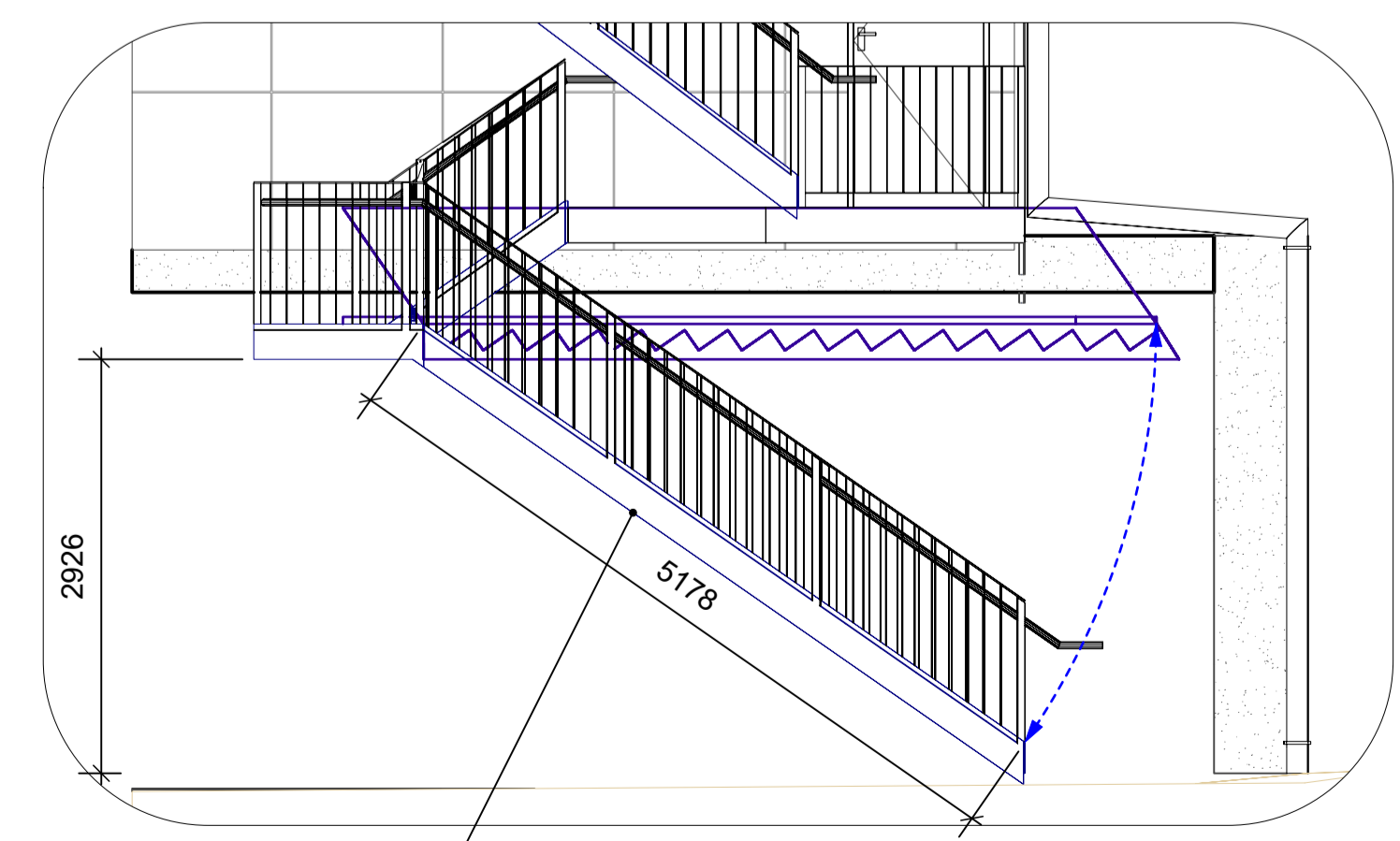


1 [Drawing Title]
Scale: 1:50

2 [Drawing Title]
Scale: 1:50



3 [Drawing Title]
Scale: 1:50



4 [Drawing Title]
Scale: 1:50

Last flight of emergency fire stair to pivot from landing and remain in horizontal position and only lowered during emergency. Proprietary system by 'Star Aluminium & Steel'

REV.	DATE	DESCRIPTION
F	31/1/2025	Planning Rev C updated
E	18/10/2024	Planning Rev C
D	24/6/2024	Revise GF waste area layout

NO.	DATE	ISSUE NOTE
B	11/7/2024	Planning RevB
A	1/2/2024	For Planning

Project Manager	Drawn By	CP
Date	Reviewed By	CP
18/10/2024		

Project ID: 123456789
Sheet Title: Fire stair 2 - Elevations / Sections
Sheet size:

Sheet No. **A1.17**

12 11 10 9 8 7 6 5 4 3 2 1

Plant palette
 Australian drought-tolerant herbaceous plants, including grasses and strappy leaf plants (i.e. sedges and rushes) and flowering perennials and annuals. Non-living features such as logs, bee hotels, water elements and undulating substrates provide additional habitat

Substrate depth and composition
 10 – 20 cm deep substrate Primarily mineral-based (80-90% by volume) to ensure low weight and stability over time. All in planter boxes.

Primary functions
 Biodiversity

Other functions
 Stormwater management and building thermal regulation

Irrigation Access
 Establishment and over summer

Maintenance frequency
 Bimonthly to quarterly. More frequently in the first 6-month establishment period.

Grasses and strappy leaf plants



Arthropodium milleflorum *Chloris truncata* *Dianella revoluta* *Dichelachne crinita* *Themeda triandra*

Perennial herbs and succulents



Brachyscome multifida *Calocephalus citreus* *Calocephalus lacteus* *Carpobrotus rossii* *Dichondra repens*



Geranium retrorsum *Geranium solanderi var. solanderi* *Hypericum gramineum* *Isotoma axillaris* *Linum marginale*

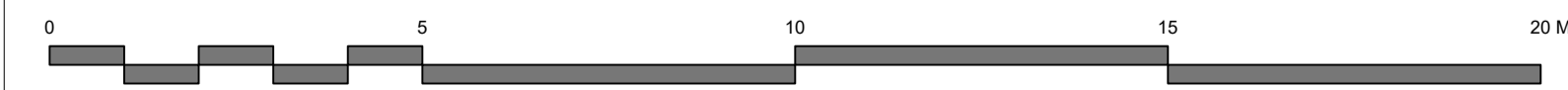


Pelargonium rodneyanum *Plantago gaudichaudii* *Podolepis jaceoides* *Senecio quadridentatus* *Wahlenbergia capillaris*

Shrubs and subshrubs



Chrysocephalum semipapposum *Correa reflexa* *Eutaxia microphylla* *Hibbertia obtusifolia* *Platylobium obtusangulum*



5 LANDSCAPING PLAN
 Scale: 1:100

CHURCHILL ROAD

Pinder Apartments on Churchill

212 Churchill Rd, Prospect SA 5082

Project Title

Builder / Contractor

Fabricator / Manufacturer

REV.	DATE	DESCRIPTION
F	31/1/2025	Planning Rev C updated
E	18/10/2024	Planning Rev C
D	24/6/2024	Revise GF waste area layout

NO.	DATE	ISSUE NOTE
B	11/7/2024	Planning RevB
A	1/2/2024	For Planning

Project Manager	Drawn By	CP
Date	Reviewed By	CP
18/10/2024		

Project ID: 123456789

Sheet Title: **Landscaping Plan Roof**

Sheet size:

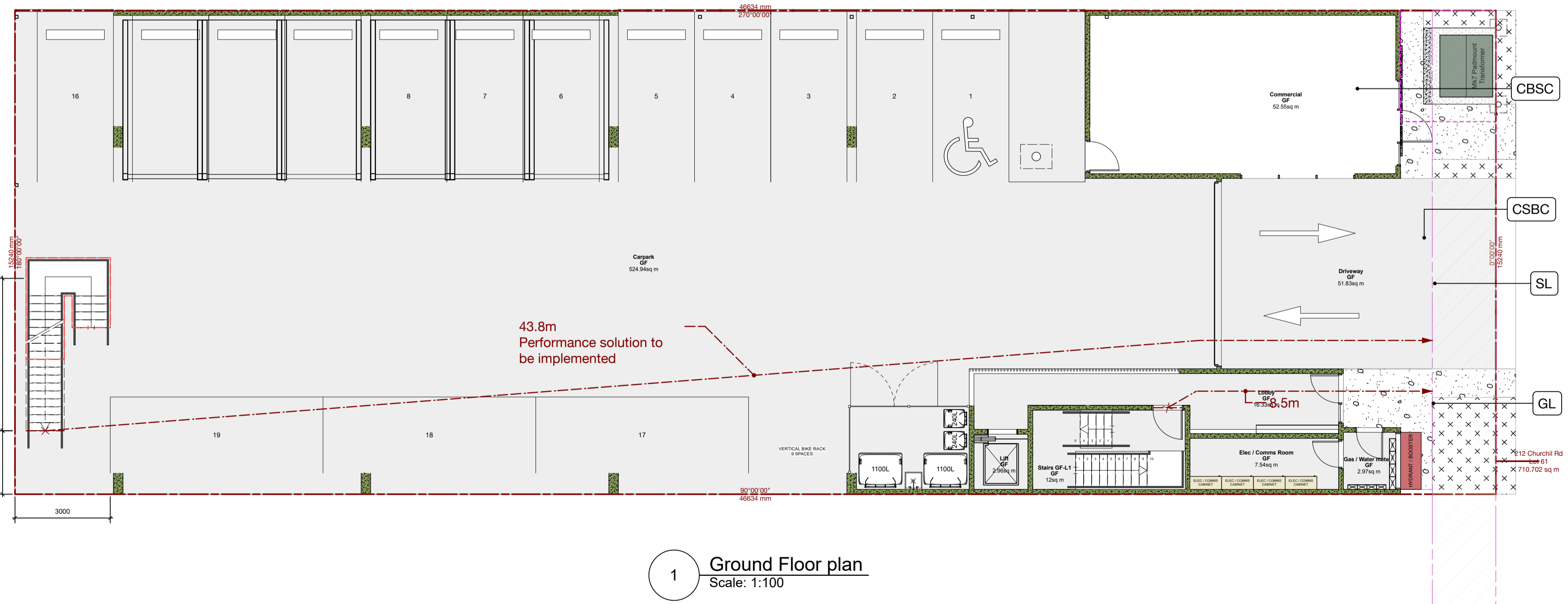
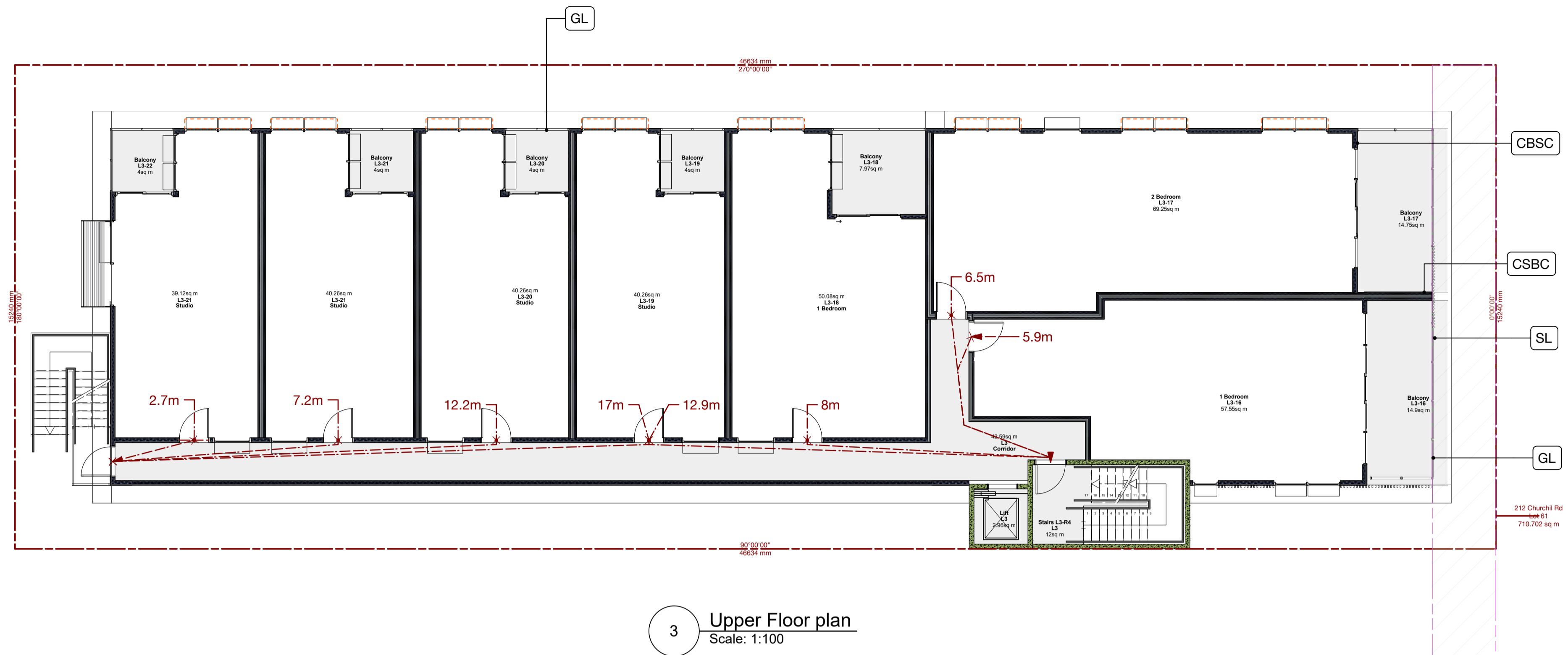
Sheet No.:

A1.18

PLANNING - 1/2/24

12 11 10 9 8 7 6 5 4 3 2 1

I
H
G
F
E
D
C
B
A



CHURCHILL ROAD

CHURCHILL ROAD

Pinder Apartments on Churchill

3D DESIGN & DRAFTING AUSTRALIA
www.3d-designdrafting.com.au
info@3d-designdrafting.com.au
0411 188 228

Project Title: Pinder Apartments on Churchill
212 Churchill Rd, Prospect SA 5082

Builder / Contractor
Fabricator / Manufacturer

REV.	DATE	DESCRIPTION
F	31/1/2025	Planning Rev C updated
E	18/10/2024	Planning Rev C
D	24/6/2024	Revise GF waste area layout

NO.	DATE	ISSUE NOTE
B	11/7/2024	Planning RevB
A	1/2/2024	For Planning

Project Manager: CP
Date: 18/10/2024
Reviewed By: CP
Project ID: 123456789

Sheet Title: Exit Travel Distances
Sheet size:
Sheet No.:

A1.19

12 11 10 9 8 7 6 5 4 3 2 1

12 11 10 9 8 7 6 5 4 3 2 1

I
H
G
F
E
D
C
B
A

1 2 3 4 5 6



- 115.445 Ceiling-R +16345
- 112.745 Finish Floor-R +13645
--- 112.230 Ceiling-3 +13130
- 109.530 Finish Floor-3 +10430
--- 109.015 Ceiling-2 +9915
- 106.315 Finish Floor-2 +7215
--- 105.800 Ceiling-1 +6700
- 103.100 Finish Floor-1 +5000
--- 102.600 Ceiling-G +3500
- 99.100 Finish Floor-G ±0

1 [Drawing Title]
Scale: 1:100

Pinder Apartments on Churchill

212 Churchill Rd, Prospect SA 5082

Project Title

Builder / Contractor

Fabricator / Manufacturer

F	31/1/2025	Planning Rev C updated
E	18/10/2024	Planning Rev C
D	24/6/2024	Revise GF waste area layout
REV.	DATE	DESCRIPTION

B	11/7/2024	Planning RevB
A	1/2/2024	For Planning
NO.	DATE	ISSUE NOTE

Project Manager	Drawn By	CP
Date	Reviewed By	CP
Project ID	123456789	

Sheet Title
Exit Travel Distances

Sheet size:

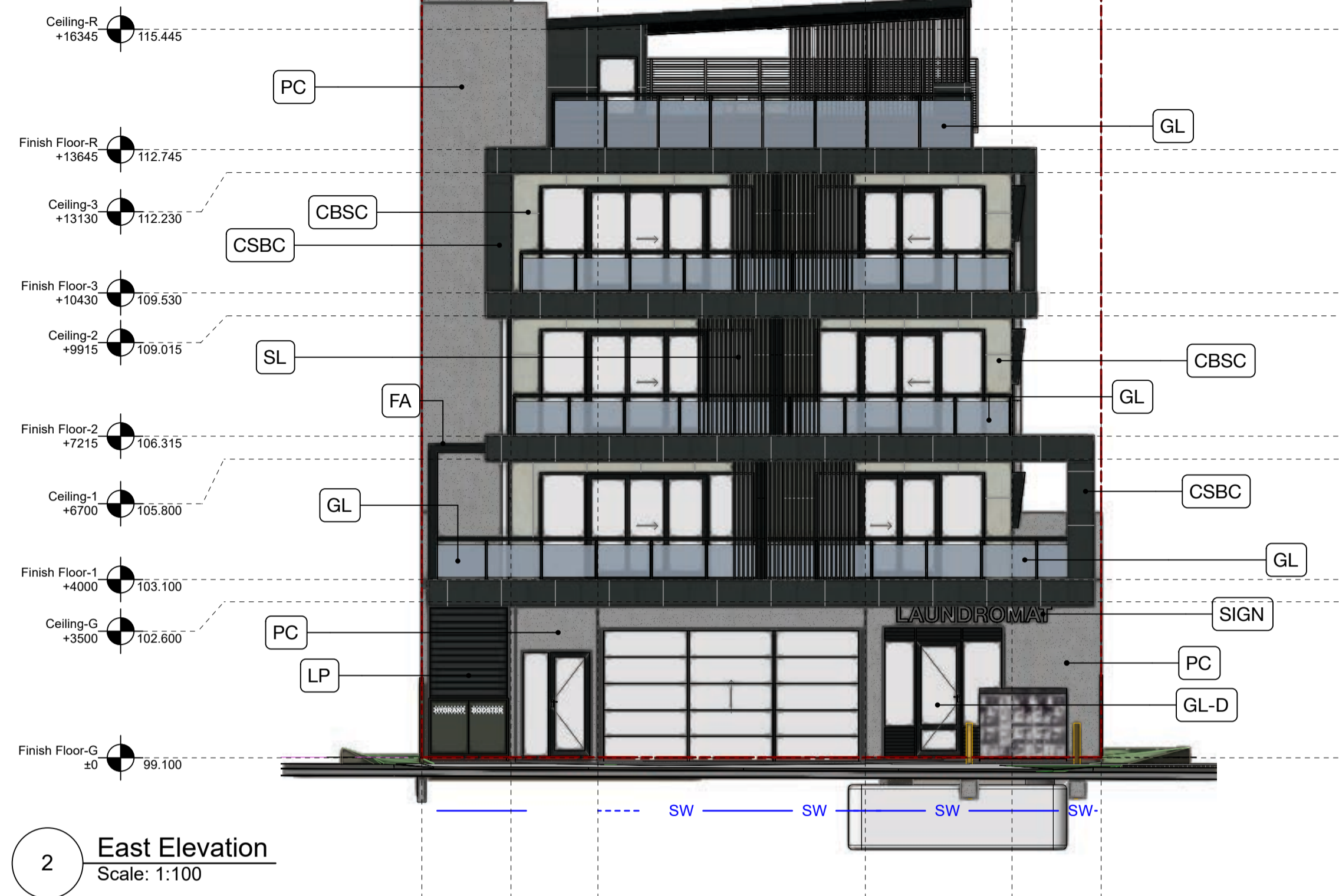
Sheet No.

A1.20

12 11 10 9 8 7 6 5 4 3 2 1

Notes

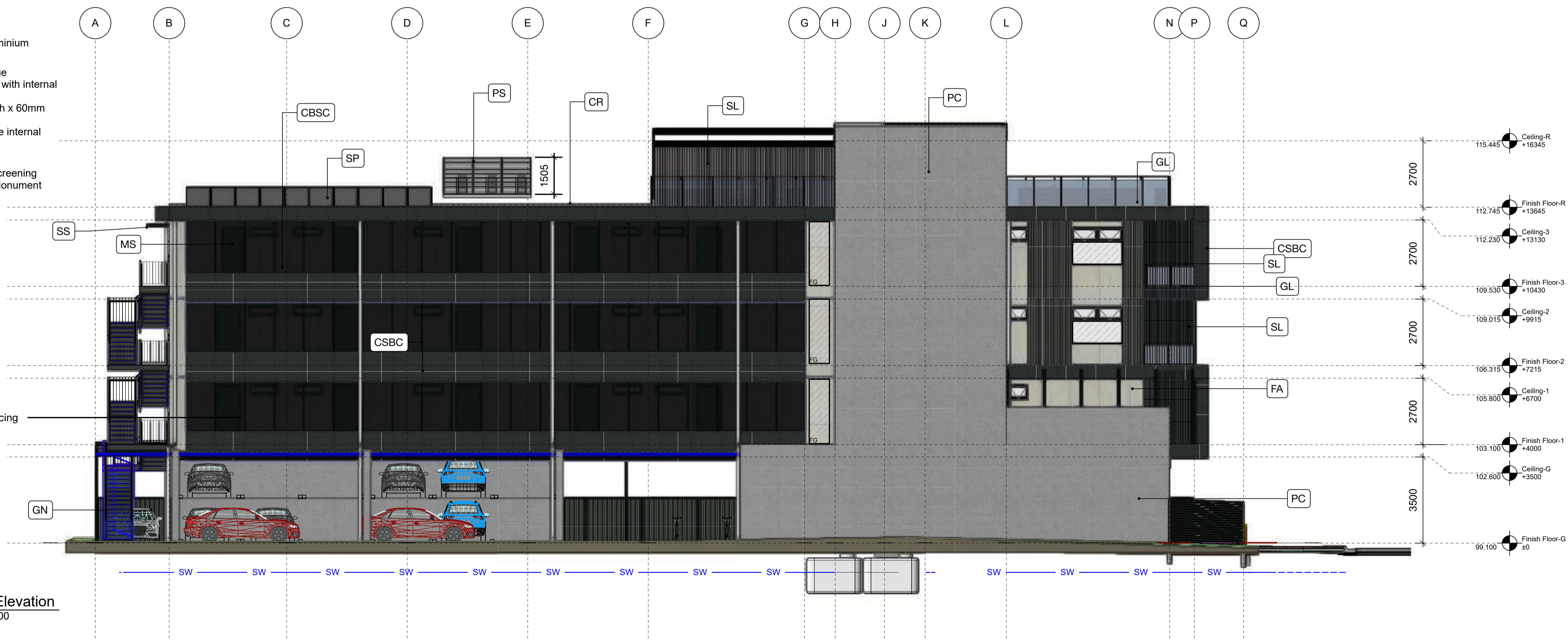
- PC. PC
Pre Cast Concrete walls to lower ground floor
- CSBC. CSBC
Feature Bulkheads
'Cemintel Surround Blackish' cladding
- CBSC. CBSC
Upper External Walls
'Cemintel BareStone cladding'
- SL. SL
Vertical feature aluminium slats
- 'Monument'
- WS. WS
Window shroud
- SS. SS
Sun shade awning
- FA. FA
Feature Steel Arch
Powdercoated 'Monument'
- GL. GL
Balustrade
Semi Frameless glass
1000mm high
- GL-D. GL-D
Commercial Aluminium
Window / Door Frames
'Satin Black'
- GL-W. GL-W
Commercial Aluminium
Window / Door Frames
Awning Window
'Satin Black'
- CR. CR
Colorbond Roofing
'Trimdek' 0.42
'Shale Grey'
- SP. SP
Solar Panels
- GN. GN
Good neighbour Fencing
'Monument'
- PS. PS
Rooftop Plant Screen
'Monumwnt'
- FG. FG
Fascia Gutter
- BG. BG
Box gutter
- LP. LP
Louvre Panel
Powdercoated aluminium
Monument
- SIGN. SIGN
Laundromat signage
Acrylic 3D lettering with internal
illumination
Approx 350mm high x 60mm
thick letters
White acrylic / white internal
lighting
- MS. MS
Perforated metal screening
Powdercoated in Monument



2 East Elevation
Scale: 1:100



3 Street Perspective
Scale: 1:75



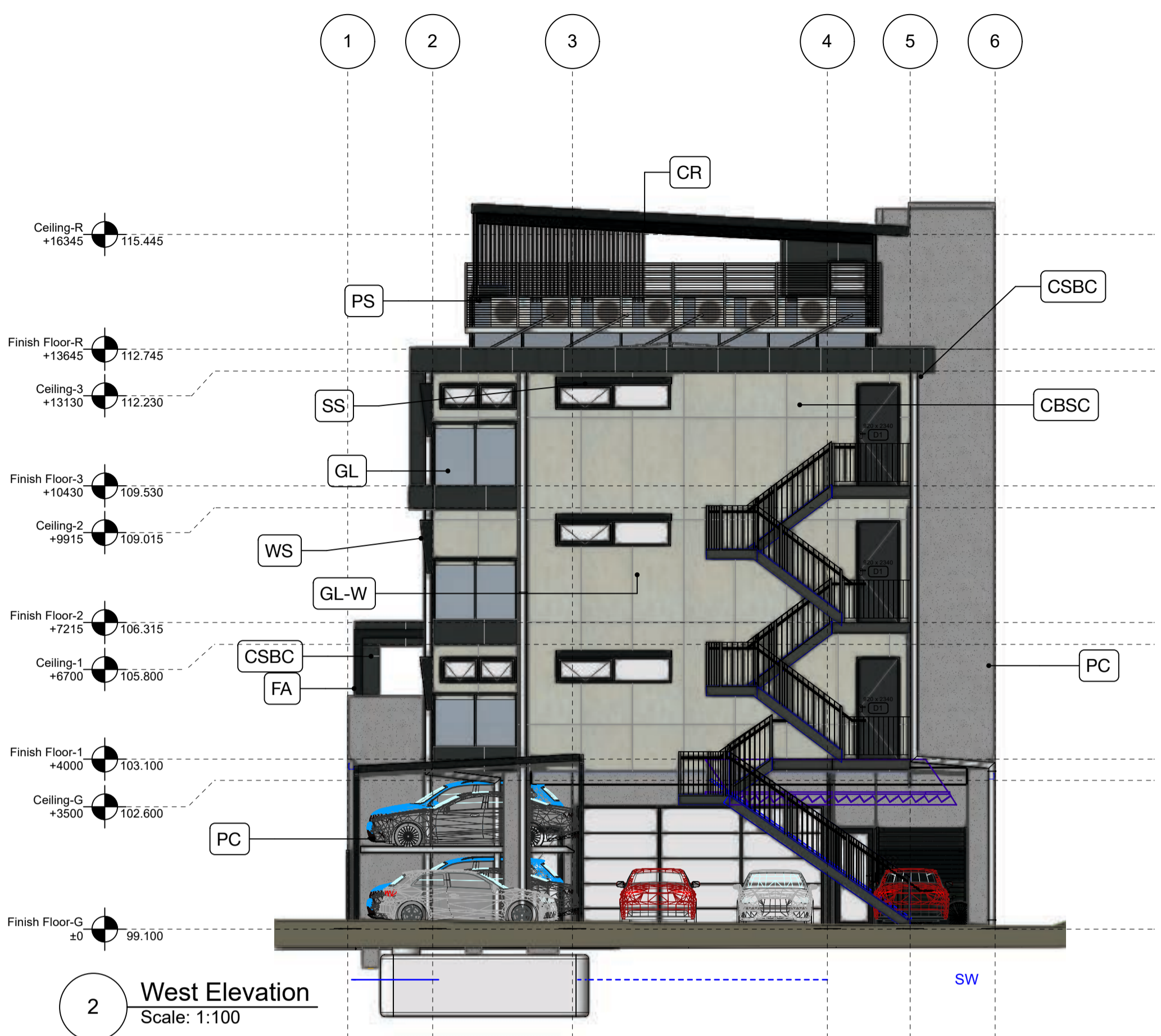
1 South Elevation
Scale: 1:100

3D DESIGN & DRAFTING AUSTRALIA
 www.3d-designdrafting.com.au
 info@3d-designdrafting.com.au
 0411 188 288
Pinder Apartments on Churchill
 212 Churchill Rd, Prospect SA 5082

Project Title		
Builder / Contractor		
Fabricator / Manufacturer		
REV	DESCRIPTION	
F	31/1/2025 Planning Rev C updated	
E	18/10/2024 Planning Rev C	
D	24/6/2024 Revise GF waste area layout	
NO.	DATE	ISSUE NOTE
B	11/7/2024	Planning RevB
A	1/2/2024	For Planning
Project Manager		Drawn By
Date		Reviewed By
18/10/2024		CP
Project ID		123456789
Sheet Title		
Elevations		
Sheet size:		
Sheet No.		
A2.1		

Notes

- PC.** PC
Pre Cast Concrete walls to lower ground floor
- CSBC.** CSBC
Feature Bulkheads
'Cemintel Surround Blackish' cladding
- CBSC.** CBSC
Upper External Walls
'Cemintel BareStone cladding'
- SL.** SL
Vertical feature aluminium slats
- WS.** 'Monument'
Window shroud
- SS.** SS
Sun shade awning
- FA.** FA
Feature Steel Arch
Powdercoated 'Monument'
- GL.** GL
Balustrade
Semi Frameless glass
1000mm high
- GL-D.** GL-D
Commercial Aluminium
Window / Door Frames
'Satin Black'
- GL-W.** GL-W
Commercial Aluminium
Window / Door Frames
Awning Window
'Satin Black'
- CR.** CR
Colorbond Roofing
'Trimdek' 0.42
'Shale Grey'
- SP.** SP
Solar Panels
- GN.** GN
Good neighbour Fencing
'Monument'
- PS.** PS
Rooftop Plant Screen
'Monumwnt'
- FG.** FG
Fascia Gutter
- BG.** BG
Box gutter
- LP.** LP
Louvre Panel
Powdercoated aluminium
Monument
- SIGN.** SIGN
Laundromat signage
Acrylic 3D lettering with internal
illumination
Approx 350mm high x 60mm
thick letters
White acrylic / white internal
lighting
- MS.** MS
Perforated metal screening
Powdercoated in Monument



2 West Elevation
Scale: 1:100



3 Rear Perspective
Scale: 1:100



1 North Elevation
Scale: 1:100



**Pinder Apartments
on Churchill**

212 Churchill Rd, Prospect SA 5082

Project Title

Builder / Contractor

Fabricator / Manufacturer

REV.	DATE	DESCRIPTION
F	31/1/2025	Planning Rev C updated
E	18/10/2024	Planning Rev C
D	24/6/2024	Revise GF waste area layout


NO.	DATE	ISSUE NOTE
B	11/7/2024	Planning RevB
A	1/2/2024	For Planning

Project Manager	Drawn By	CP
Date	Reviewed By	CP
18/10/2024		
Project ID	123456789	

Sheet Title
Elevations

Sheet size:
A2.2

Sheet No.



- Notes**
- PC.** PC
Pre Cast Concrete walls to lower ground floor
 - CSBC.** CSBC
Feature Bulkheads
'Cemintel Surround Blackish' cladding
 - CBSC.** CBSC
Upper External Walls
'Cemintel BareStone cladding'
 - SL.** SL
Vertical feature aluminium slats
 - WS.** WS
Window shroud
 - SS.** SS
Sun shade awning
 - FA.** FA
Feature Steel Arch
Powdercoated 'Monument'
 - GL.** GL
Balustrade
Semi Frameless glass
1000mm high
 - GL-D.** GL-D
Commercial Aluminium
Window / Door Frames
'Satin Black'
 - GL-W.** GL-W
Commercial Aluminium
Window / Door Frames
Awning Window
'Satin Black'
 - CR.** CR
Colorbond Roofing
'Trimdek' 0.42
'Shale Grey'
 - SP.** SP
Solar Panels
 - GN.** GN
Good neighbour Fencing
'Monument'
 - PS.** PS
Rooftop Plant Screen
'Monumwnt'
 - FG.** FG
Fascia Gutter
 - BG.** BG
Box gutter
 - LP.** LP
Louvre Panel
Powdercoated aluminium
Monument

www.3d-drafting.com.au
info@3d-drafting.com.au
0411 198 298

3D DESIGN & DRAFTING AUSTRALIA

Pinder Apartments on Churchill

212 Churchill Rd, Prospect SA 5082

Project Title

Builder / Contractor

Fabricator / Manufacturer

REV.	DATE	DESCRIPTION
F	31/1/2025	Planning Rev C updated
E	18/10/2024	Planning Rev C
D	24/6/2024	Revise GF waste area layout

NO.	DATE	ISSUE NOTE
B	11/7/2024	Planning RevB
A	1/2/2024	For Planning
Project Manager		Drawn By CP
Date: 18/10/2024		Reviewed By CP
Project ID		123456789

Sheet Title

External Finishes

Sheet size:

Sheet No.

A5.3